



UpToDate[®] Anywhere(UTDA)

신규계정 생성 및 모바일 이용안내

UpToDate Anywhere (UTDA)



- ✓ 인터넷 브라우저에서 **UpToDate**에 직접 접속
- ✓ **iOS, Android™, Windows 8** 기기를 위한 **UpToDate** 모바일 앱
- ✓ 임상의가 언제 어디서든 임상 질문을 검색하면 **CME/CE/CPD** 학점과 평생 교육 기록을 얻을 수 있습니다.



The UpToDate Mobile App for Android™ works with Android devices running Android OS version 4.3 or higher that have at least 50 MB of free phone memory. SD card installation is supported. The UpToDate Mobile App for iOS® works with any iPhone® or iPad® running iOS 8 or higher.

회원가입을 통하여 개인계정생성

병원, 학내 네트워크 기반의 컴퓨터에서 www.uptodate.com 를 접속한 후 우측 상단의 Log In/Register 클릭합니다.

The screenshot shows the UpToDate website interface. At the top left is the UpToDate logo. The top right navigation bar includes links for Languages and Help. Below this is a welcome message for Ross University School of Medicine and a [Log In / Register](#) link. A secondary navigation bar contains links for Contents, Patient Info, What's New, PCUs, Calculators, and Drug Interactions. The main content area features a search box with the text 'New Search:' and a search button. Below the search box is a banner for the UpToDate mobile app with a [Register Now](#) link. At the bottom of the page, there are links for Subscription and License Agreement and Support Tag, along with social media icons and a zoom level of 100%.

UpToDate®

Welcome, Ross University School of Medicine | [Log In / Register](#)

Contents | Patient Info | What's New | PCUs | Calculators | Drug Interactions

New Search: Search in [another language](#)

All Topics

Want the UpToDate mobile app? [Register Now](#)

Subscription and License Agreement | Support Tag

100%


Health

Log In/ Register
버튼 클릭

또는 메인 화면의 'Register
Now' 클릭

회원가입 절차

회원가입 시 User Name은 ID or E-mail, Password는 8자리 이상으로 대문자 또는 특수문자를 포함합니다. <pw> ex. A20170101

▼ All Topics  Contents

Patient Info | What's New | PCUs | Calculators | Drug Interactions

Register today for an UpToDate mobile app for your iOS, Android or Windows 8 device, remote access from your home or office computer, the Current Updates newsletter and free CME credit accrual when researching a clinical question onsite or remotely.

Log in (Returning User)

Log in with your UpToDate user name and password.

User Name:

Password:

Remember my user name

[Log in](#)

[Log in help](#)

[Athens Log in](#)

Register (New User) [Learn More](#)

* fields are required

Select your user name and password

* First Name

* Last Name

* Email Address

* Verify Email Address

ZIP/Postal Code

* City

* Country

* Specialty

* Practice Type

* User Name

* Password

* Verify Password

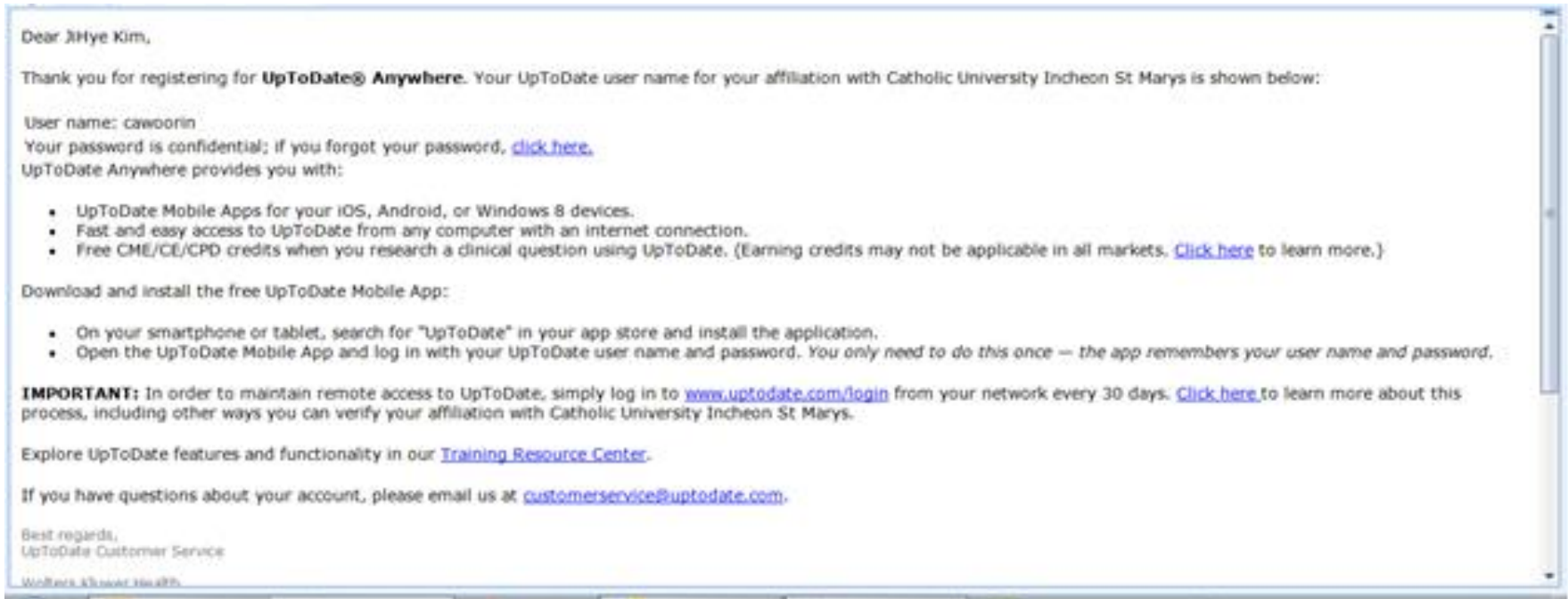
Passwords must be 8-24 characters and contain at least 1 uppercase letter and 1 number or special character. The following special characters are allowed: .- _ @ # \$ * ! () + =

User Name and Password cannot match.

[Submit Registration](#)

회원가입완료

회원가입이 정상적으로 완료되면 가입단계에서 기재한 이메일을 통하여 아래와 같은 회원가입 안내 메일을 받습니다.



로그인(PC 기반)

www.uptodate.com 의 우측 상단 Register/Log in 을 클릭 후 Log in 후 이용할 수 있습니다.

Log in (Returning User)
Log in with your UpToDate user name and password.

User Name:

Password:

Remember my user name

[Log in](#)

[Log in help](#)
[Athens Log in](#)

Wolters Kluwer

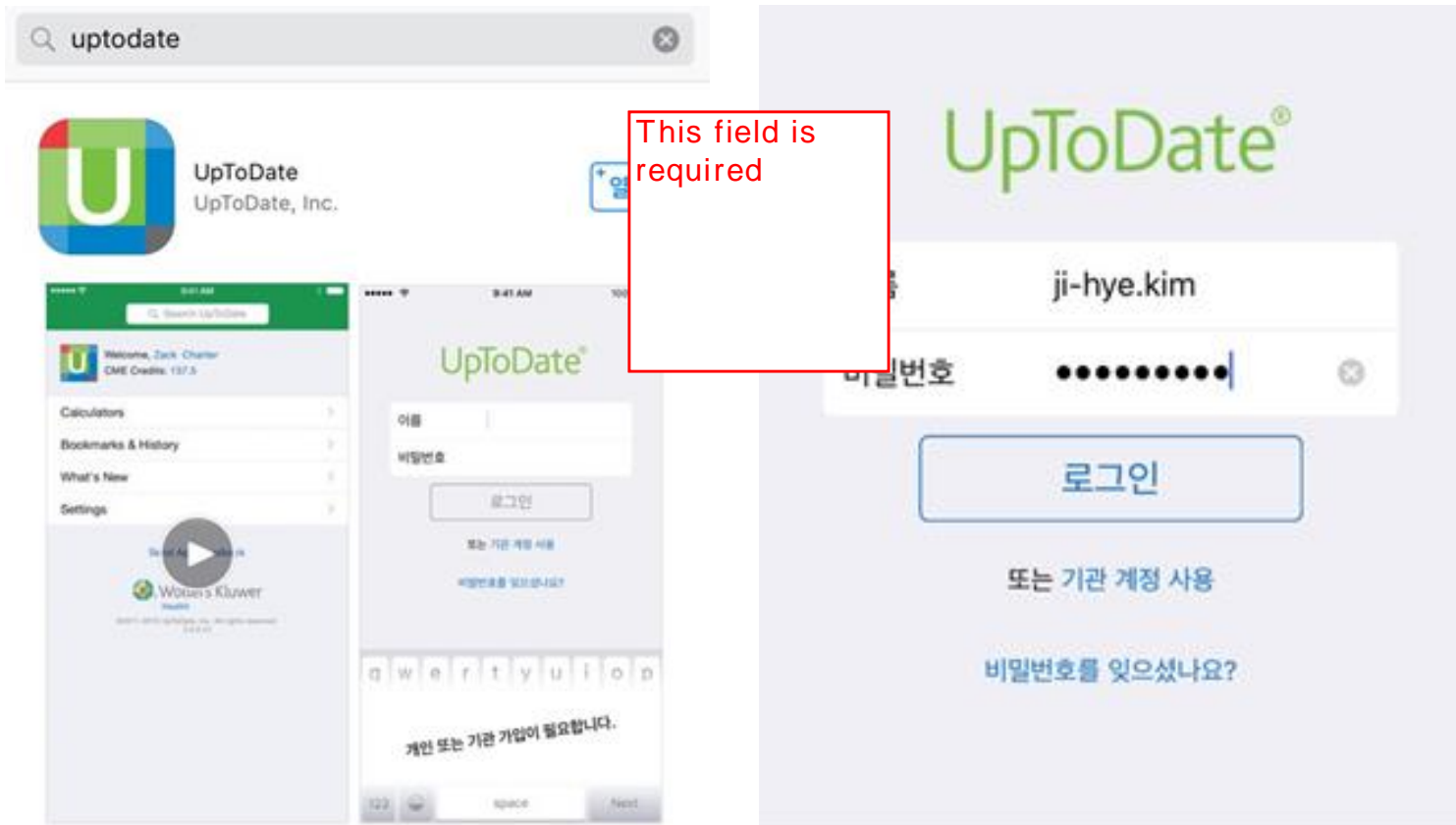
[News & Events](#) [Contact Us](#) [Help](#) [Log in](#)

[SUBSCRIBE](#)

Wolters Kluwer
Health

어플리케이션 다운로드

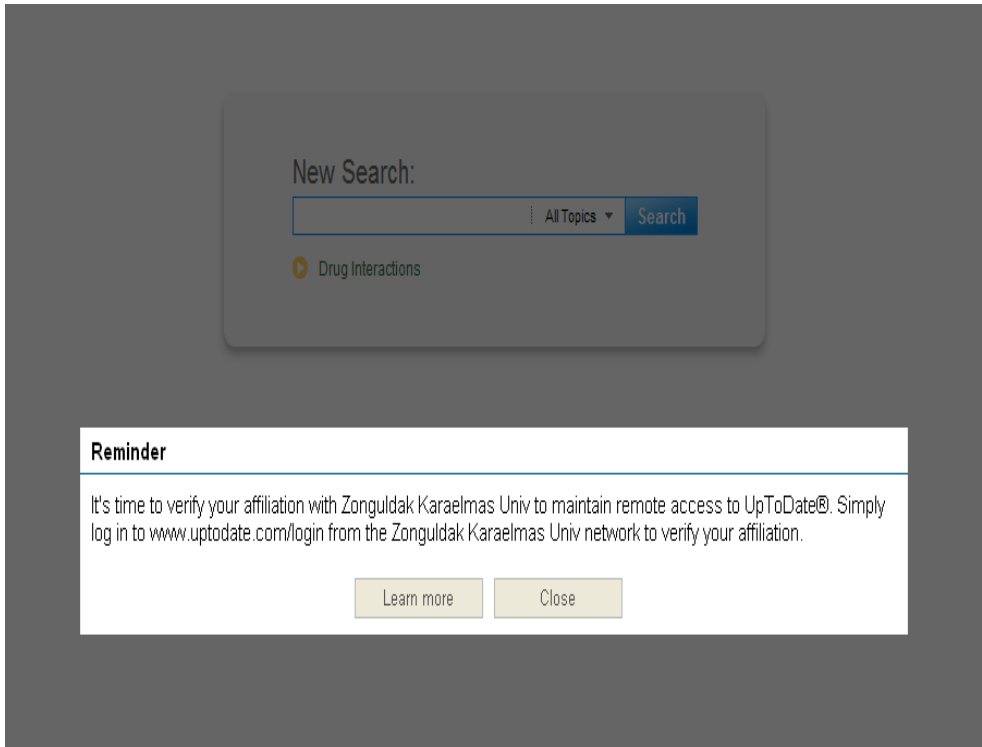
다운로드 한 업투데이트 어플리케이션에서 회원가입에서 생성한 User name/ Password로 로그인 후 이용할 수 있습니다. (1인당 2개 모바일 기기 이용 가능)



재인증 절차

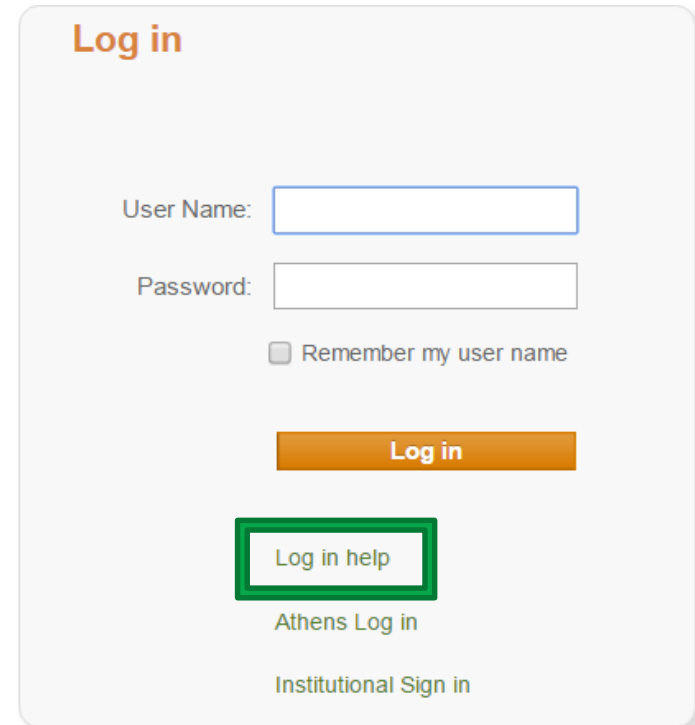
어플리케이션의 사용자 재인증을 위하여 90일에 한번씩 기관의 네트워크기반의 PC에서 본인의 계정정보로 1회 로그인을 시행 합니다.

80일 이후 부터 PC 또는 모바일 기기에서 팝업창으로 안내 됩니다.



비밀번호 분실

개인계정정보 분실 시, Log in help를 통하여 본인메일주소를 통하여 비밀번호를 변경할 수 있습니다.



The screenshot shows a login interface with the following elements:

- Log in** (orange text)
- User Name:
- Password:
- Remember my user name
- Log in** (orange button)
- Log in help** (link, highlighted with a green box)
- Athens Log in
- Institutional Sign in

Did you forget your user name or password?

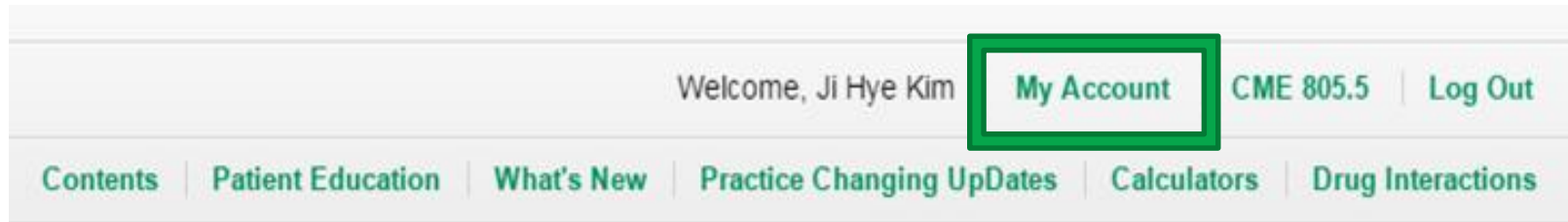
Enter your email address in the space below and click Send Request.

If the email address provided matches an account we have on file, we'll send you your user name with a link to reset your password.

Email Address:

나의 정보(My Account)

메인화면 우측상단의 My Account에서 Manage My Devices등 나의 정보를 확인할 수 있습니다.



Welcome to My Account

Contact Information

[View / modify my address and contact information](#)

User Name Password

[View / modify my user name or password](#)

Subscription

[Place order / change subscription option](#)

[View Expiration Date](#)

Download Center

[Download Products](#)

CME/CE/CPD

- [Process my CME/CE/CPD](#)
- [View my past CME/CE/CPD submissions](#)
- [Change my default CME/CE/CPD settings](#)
- [Accreditation Statements](#)
- [CME/CE/CPD FAQs](#)

Account Access Points

[View my access points](#)

Consolidate accounts

[Consolidate my accounts](#)

Manage My Devices

[Manage Devices](#)

END