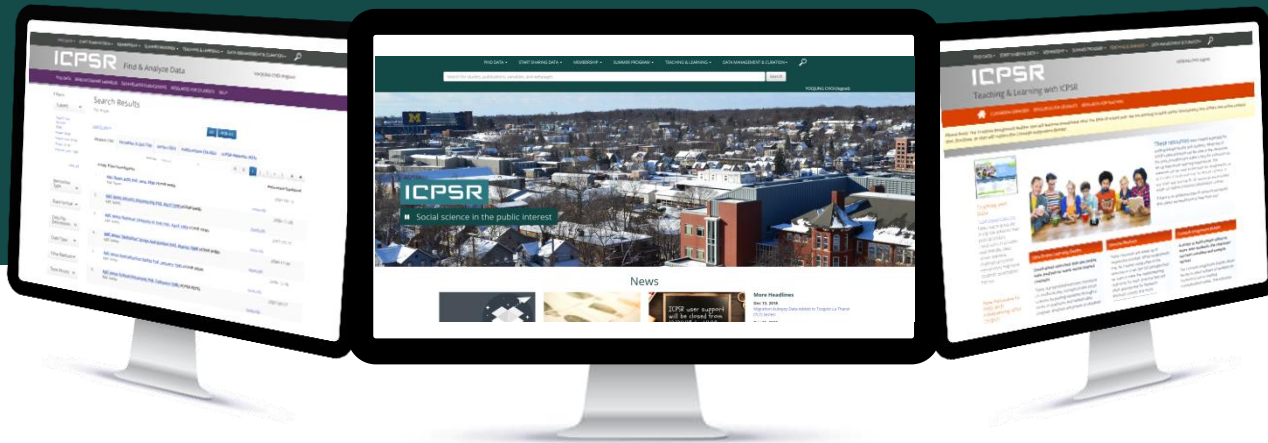



# ICPSR 이용 매뉴얼





# CONTENTS

**1**




**ICPSR  
Introduction**

**2**



**Find Data**

**3**



**Search/  
Compare  
Variables**

**4**



**Data-related  
Publications**

**5**



**Utilize  
Resources**

**6**



**Start  
Sharing Data**

**7**



**Summer  
Program**

## ICPSR?



ICPSR은 전세계 약 780여 개 학술연구기관의 컨소시엄으로 운영되고 있는 세계 최대의 사회과학 조사자료 아카이브입니다.

전 세계 250,000건  
이상의 양적 연구 자료



국제적 자료



다양한 분야의  
자료

19개 주제분야별 자료 검색  
종단적, 횡단적 연구가 가능한  
250여 개 시리즈 자료 제공



설문항  
데이터베이스

설문항 검색 및 비교 가능



수업 활용

양적연구방법론 수업  
활용 가능

Data-Driven  
Learning Guides  
제공

Part 1-1

# ICPSR?



## 다양한 주제 분야

세계 각국에서 다양한 분야별로 수집한 11,000여 건의 조사자료와 250,000여 개의 수치파일을 제공합니다.



## 접속 방법 .



ICPSR은 학교 인증과 개인회원 로그인의 **두 가지 절차**가 필요합니다.

### STEP 1. 학교 인증

#### 교내 PC에서 접속 시

- ICPSR은 기관회원의 IP 주소를 자동으로 인식합니다.
- 교내 PC에서는 ICPSR URL(<https://www.icpsr.umich.edu/>)로 직접 접근하면 IP를 자동으로 인식합니다.

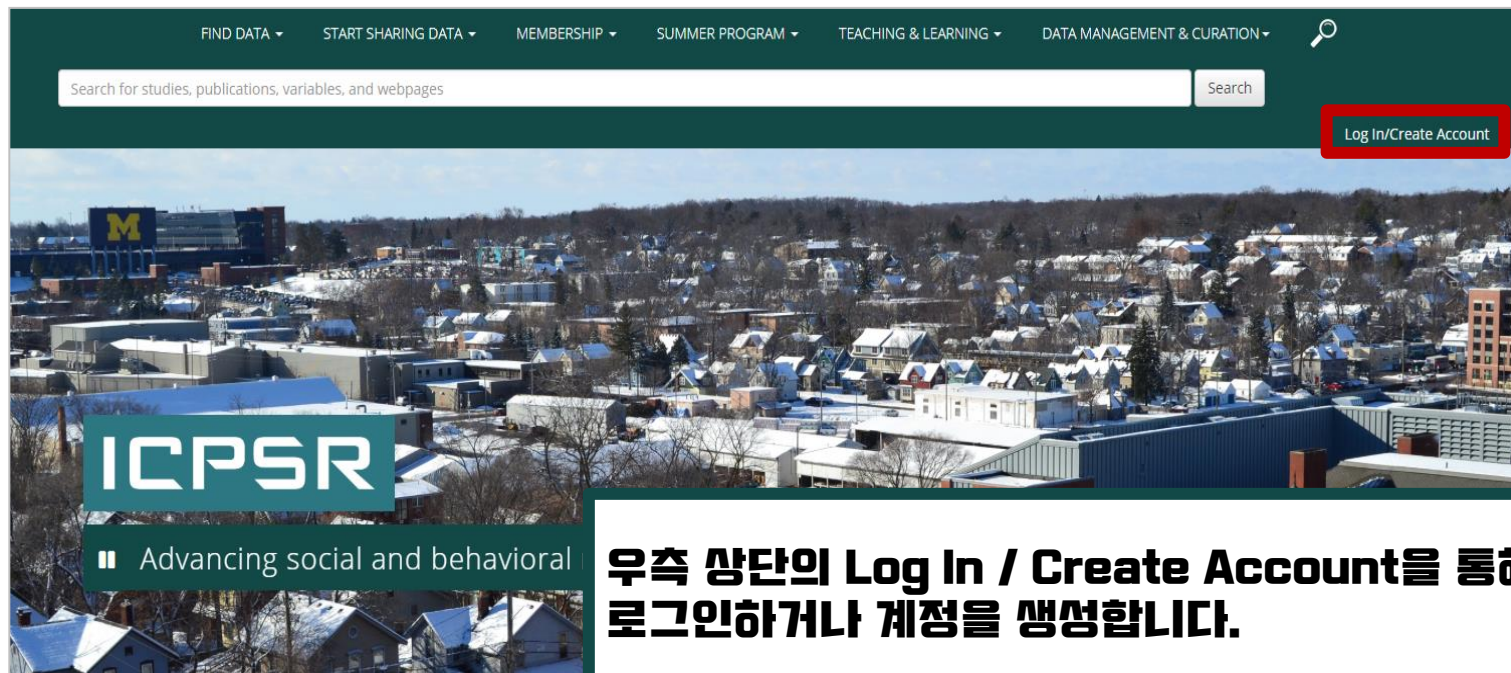
#### 교외 PC에서 접속 시

- 학교 홈페이지 또는 도서관/ 자료실 홈페이지에 접속하여 로그인 후, ICPSR로 접근하면 자동 인식 됩니다.

## 접속 방법

### STEP 2. 개인 회원 로그인

**!** ICPSR 은 학교 IP 인증 후 **개인 회원 로그인을 해야만 모든 기능을 이용할 수 있습니다.**



FIND DATA ▾ START SHARING DATA ▾ MEMBERSHIP ▾ SUMMER PROGRAM ▾ TEACHING & LEARNING ▾ DATA MANAGEMENT & CURATION ▾

Search for studies, publications, variables, and webpages Search

Log In/Create Account

ICPSR

▮ Advancing social and behavioral

**우측 상단의 Log In / Create Account를 통해 로그인하거나 계정을 생성합니다.**

# 접속 방법

## STEP 2-1. 계정 생성

Log into ICPSR

Use MyData

Email:

Password:



[Request a new password](#)

You must set your browser to accept cookies in order for login to succeed. Your login session will last for nine hours (or until you log out).

New User?



Create Account

By creating a MyData account, you can:

- Download data and use online analysis tools
- Download data available in MyData
- Generate utilization reports
- Update your account information
- Access your past summer projects
- Access Summer Project data

Google/Linkedin/Facebook의 계정을 연동하여 로그인할 수 있으며 ICPSR에 직접 가입할 수도 있습니다.

ORCID

ICPSR에 직접 가입하실 경우, **Create Account**를 클릭하시면 됩니다.

## 접속 방법 .

### STEP 2-1. 계정 생성

#### Create a New Account

In order to download data, you will need to create an account. Please fill out *all* fields in the form below.

Email address

Re-type Email Address

Password

Re-type Password

First Name

Last Name

Organizational Affiliation

Department/Field:

**왼쪽 화면의 필수 항목을  
전부 채워주시면 됩니다.**



## 접속 방법

### STEP 2-1. 계정 생성

Address (optional):

Street

City

State

Postal Code

Country

Privacy:

You are at an [ICPSR member institution](#). ICPSR encourages you to allow your campus Official Representative (OR) to view your name and email address. ORs help member institutions get the most out of ICPSR resources, and they are a point of contact between ICPSR and users of ICPSR data on their campus.

May ICPSR allow the OR on your campus to view your information?

Yes

No

- **Address** : 주소 기재는 선택사항입니다.
- **Privacy** : 개인정보 이용약관에 **Yes**를 선택합니다.
- **Submit**을 클릭하면 계정 생성이 완료됩니다.

## 접속 방법 .

### STEP 2-1. 계정 생성

#### Account Information

You provided the information below. In the event that you need to change any of this information, simply choose *Account Info* in the My ICPSR navigation box.

**Email Address:**

yoojung@ksdc.re.kr

**First Name:**

yoojung

**Last Name:**

choi

**Organizational Affiliation:**

Other

**Department/Field:**

Other

**Address (optional):**

**Street:**

**City:**

**State:**

**Postal Code:**

**Country:**

**May my OR contact me?:**

YES

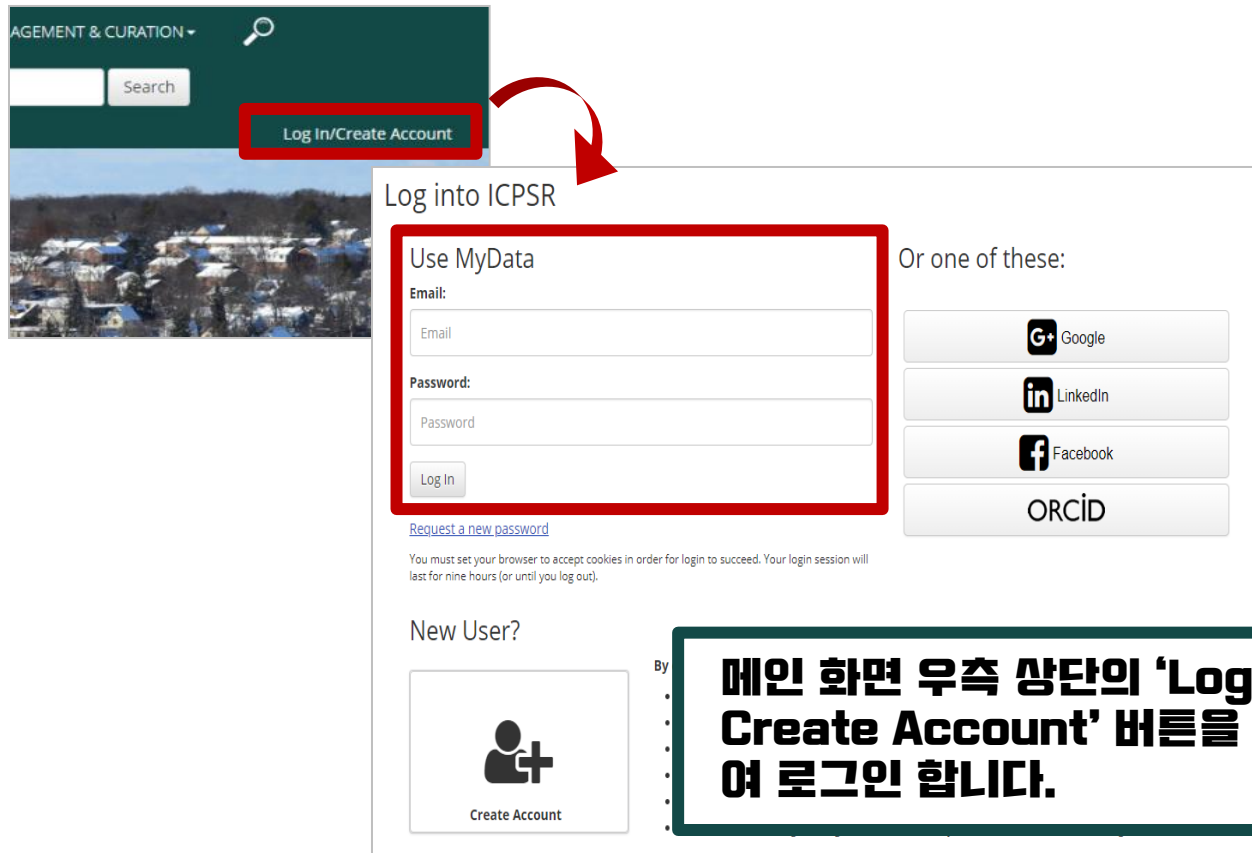
- 생성하신 계정에 대한 정보를 확인할 수 있습니다.
- 기재하신 이메일 주소로 ICPSR 계정 인증 메일이 발송되며 메일 인증 후 ICPSR 로그인이 가능합니다.

#### Verify Your Account

We've sent an email to yoojung@ksdc.re.kr Follow the instructions in the email to verify your account before you login. If the email doesn't show up in a few minutes, check your spam trap. If it's not there, you can [request a new email](#) or [contact web-support@umich.edu](mailto:contact-web-support@umich.edu).

# 접속 방법

## STEP 2-2. 개인 회원 로그인



Log into ICPSR

Use MyData

Email:

Password:

[Request a new password](#)

You must set your browser to accept cookies in order for login to succeed. Your login session will last for nine hours (or until you log out).

New User?

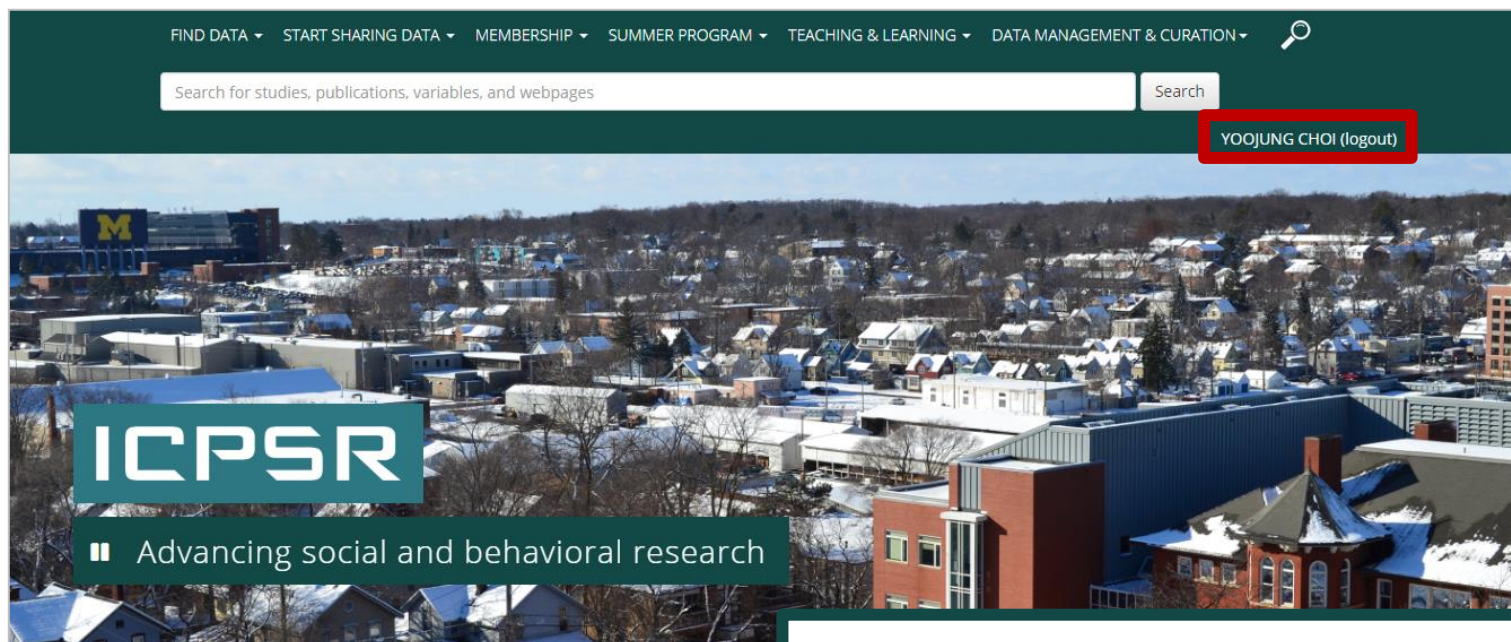
Or one of these:

By  
.  
.  
.  
.  
.

**메인 화면 우측 상단의 'Log in / Create Account' 버튼을 클릭하여 로그인 합니다.**

## 접속 방법


### STEP 2-2. 개인 회원 로그인




로그인 상태인 경우 이용자의 성명이  
오른쪽 상단에 나타납니다.



# CONTENTS

1   
**ICPSR  
Introduction**

2   
**Find Data**

3   
**Search/  
Compare  
Variables**

4   
**Data-related  
Publications**

5   
**Utilize  
Resources**

6   
**Start  
Sharing Data**

7   
**Summer  
Program**

## FIND DATA

FIND DATA ▾ START SHARING DATA ▾ MEMBERSHIP ▾ SUMMER PROGRAM ▾ TEACHING & LEARNING ▾ DATA MANAGEMENT & CURATION ▾ 🔍


**ICPSR** Find & Analyze Data YOOJUNG CHOI (logout)

FIND DATA SEARCH/COMPARE VARIABLES DATA-RELATED PUBLICATIONS RESOURCES FOR STUDENTS HELP

Find Data

GO [view all](#)


[search tips](#) ▾


 Browse


[Topics](#) / [Series](#) / [Thematic data collections](#) / [Global data](#)


- [List studies for which online analysis is available](#)
- [List replication datasets \(more info\)](#)
- [List studies with learning guides](#)

New/Updated Data Releases:

 Statistics

 10,863 studies

 5,263,7

 Most Popular Search Terms

pathways to desistance  
school crime supplement  
**monitoring the future**  
**domestic violence**  
depression american community survey  
general social survey recidivism  
budapest

원하는 키워드를 넣고 검색합니다.

## FIND DATA

**Filters**

- Subject
- Restriction Type
- Data Format
- Data File Description
- Data Type
- Time Method
- Time Period
- Recency
- Funding Agency
- Provided By
- Data Availability

**Search Results**

6455 results.

crime

[search tips](#)

Studies (6,455) Variables (27,389) Series (178) Publications (4,284) ICPSR Website (31)

Sort by: Study Relevance

1 2 3 4 5

Study Title/Investigator	Released/Updated
1. <a href="#">National Crime Surveys: Crime School Supplement, 1989 (ICPSR 9394)</a> United States Department of Justice. Office of Justice Programs. Bureau of Justice Statistics	1995-03-31 <a href="#">more info</a>
2. <a href="#">National Crime Surveys: Index of Crime Severity, 1977 (ICPSR 8295)</a> Wolfgang, Marvin E.; Figlio, Robert M.; Tracy, Paul E.; Singer, Simon I.	2006-01-18 <a href="#">more info</a>
3. <a href="#">National Crime Victimization Survey: School Crime Supplement, 2003 (ICPSR 4182)</a> United States Department of Justice. Office of Justice Programs. Bureau of Justice Statistics	2005-07-29 <a href="#">more info</a>
4. <a href="#">National Crime Victimization Survey: School Crime Supplement, 1995 (ICPSR 6739)</a> United States Department of Justice. Office of Justice Programs. Bureau of Justice Statistics	1998-04-06 <a href="#">more info</a>
5. <a href="#">National Crime Victimization Survey: School Crime Supplement, 2001 (ICPSR 3477)</a> United States Department of Justice. Office of Justice Programs. Bureau of Justice Statistics	2002-09-19 <a href="#">more info</a>
6. <a href="#">National Crime Victimization Survey: School Crime Supplement, 2005 (ICPSR 4429)</a> United States Department of Justice. Office of Justice Programs. Bureau of Justice Statistics	2008-04-30 <a href="#">more info</a>

**검색 키워드가 포함된 결과들을 확인할 수 있으며,  
Filters와 Sort by를 통해 결과를 재정렬 할 수 있습니다.**

## DATA CONTENT

## National Crime Victimization Survey: School Crime Supplement, 2015 (ICPSR 36354)

Version Date: Dec 20, 2016 [Cite this Study](#) | [Share this study](#)

## Principal Investigator(s):

[United States Department of Justice, Office of Justice Programs, Bureau of Justice Statistics](#)

## Series:

- [National Crime Victimization Survey \(NCVS\) Series](#)

<https://doi.org/10.3886/ICPSR36354.v1>

Version V1

Download ▾

Analyze Online (0)

At A Glance

Data &amp; Documentation

Variables

Publications

Export Metadata

## ▼ Project Description

## Alternate Title

SCS 2015

## Summary

The primary purpose of the School Crime Supplement (SCS) is to obtain additional information about school-related victimizations so that policymakers; academic researchers; practitioners at the federal, state, and local levels; and special interest groups who are concerned with crime in schools can make informed decisions concerning policies and programs. The SCS asks questions related to students' experiences with, and perceptions of crime and safety at school, including preventive measures employed by schools; students' participation in after school activities; students' perception of school rules and enforcement of these rules; the presence of weapons, drugs, alcohol, and gangs in school; student bullying; hate-related incidents; and attitudinal questions relating to the fear of victimization at school. These responses are linked to the National Crime Victimization Survey (NCVS) survey instrument responses for a more complete understanding of the individual student's circumstances.

## Citation

United States Department of Justice, Office of Justice Programs, Bureau of Justice Statistics, National Crime Victimization Survey: School

검색 결과에서 원하는 자료를 클릭하면  
자료의 개요를 확인할 수 있습니다.

6453

downloads \*  
[Usage Report](#)

\* past three years

6

related  
publications

## Notes

- The public-use data files in this collection are available for access by the general public. Access does not require affiliation with an ICPSR member institution.
- The citation of this study may have changed due to the new version control system that has been implemented.



This dataset is maintained and distributed by the [National Archive of Criminal Justice Data \(NACJD\)](#), the criminal justice archive within ICPSR. NACJD is primarily sponsored by three agencies within the U.S. Department of Justice: the [Bureau of Justice Statistics](#), the [National Institute of Justice](#), and the [Office of Juvenile Justice and Delinquency Prevention](#).



## DATA CONTENT

At A Glance | Data & Documentation | Variables | Publications | Export Metadata

▼ Project Description

▼ Scope of Project

▼ Methodology

▼ Version(s)

▼ Analysis Information

## Summary ⓘ

The primary purpose of the School Crime Supplement (SCS) is to obtain additional information about school-related victimizations so that policymakers; academic researchers; practitioners at the federal, state, and local levels; and special interest groups who are concerned with crime in schools can make informed decisions concerning policies and programs. The SCS asks questions related to students' experiences with, and perceptions of crime and safety at school, including

**간략하게 요약된 자료의 내용을 확인할 수 있습니다.**

## Subject Terms ⓘ

crime | crime in schools | crime rates | crime reporting | crime statistics  
 drugs | educational environment | fear of crime | juvenile crime | offenses  
 property crimes | reactions to crime | robbery | school attendance  
 school security | school violence | student attitudes | student behavior  
 vandalism | victimization | victims

**자료와 관련된 주제 용어를 파악할 수 있습니다. 원하는 키워드를 클릭하면 해당 키워드를 포함하는 관련 자료들을 한꺼번에 확인할 수 있습니다.**

## Citation ⓘ

United States Department of Justice. Office of Justice Programs. Bureau of Justice Statistics. National Crime Victimization Survey: School Crime Supplement, 2015. Ann Arbor, MI: Inter-university Consortium for Political and Social Research [distributor], 2016-12-20. <https://doi.org/10.3886/ICPSR36354.v1>

## Export Citation:

- [RIS](#) ↗ (generic format for RefWorks, EndNote, etc.)
- [EndNote](#) ↗

**해당 자료의 인용정보를 확인할 수 있습니다.**

## Geographic Coverage ⓘ

[United States](#)

**조사가 수행된 지역 범위를 확인할 수 있습니다.**

# DATA CONTENT

At A Glance	Data & Documentation	Variables	Publications	Export Metadata
▼ Project Description				
▼ Scope of Project				
▼ Methodology				
▼ Version(s)				
▼ Analysis Information				

## Time Period(s) ?

2015

## Date of Collection ?

2015

**Scope of Project**를 통해  
조사 시기, 자료 수집 시기 등을  
확인할 수 있습니다.

At A Glance	Data & Documentation	Variables	Publications	Export Metadata
▼ Project Description				
▼ Scope of Project				
▼ Methodology				
▼ Version(s)				
▼ Analysis Information				

## Sample ?

Persons ages 12 to 18 who were in primary or secondary education programs leading to a high school diploma (elementary through high school), and who had been enrolled sometime during the 6 months prior to the interview, were administered the 2015 SCS questionnaire.

## Time Method ?

Cross-sectional

## Universe ?

NCVS household members aged 12 through 18.

**Methodology**를 통해 조사  
방법의 상세한 정보를 확인할  
수 있습니다.

# DATA CONTENT

Download ▾ Analyze Online (0)

At A Glance **Data & Documentation** Variables Publications Export Metadata

Name	Size	Preview	Download
DS1 National Crime Victimization Survey: School Crime Supplement, 2015	357 MB		

Codebook (PDF)  
[Stata](#)  
[R](#)  
[SPSS](#)  
[SAS](#)  
[Delimited](#)  
[ASCII](#)  
[ASCII + Stata Setup](#)  
[ASCII + SAS Setup](#)  
[ASCII + SPSS Setup](#)

- 데이터는 'Download' 또는 'Data & Documentation'에서 다운로드 받을 수 있습니다.
- 다양한 통계프로그램의 데이터파일을 지원합니다. 원하시는 종류의 프로그램 명을 클릭하면 해당 파일을 다운로드 할 수 있습니다.
- 자료는 연구자나 공개 범위에 따라 제한될 수 있으며 링크를 제공하기도 합니다.

# DATA CONTENT

## Terms of Use

Please read the terms of use below. If you agree to them, click on the "I Agree" button to proceed. If you do not agree, you can click on the "I Do Not Agree" button to return to the home page.

ICPSR adheres to the principles of the [Data Seal of Approval](#), which, in part, require the data consumer to comply with access regulations imposed both by law and by the data repository, and to conform to codes of conduct that are generally accepted in higher education and scientific research for the exchange of knowledge and information.

These data are distributed under the following terms of use, which are governed by ICPSR. By continuing past this point to the data retrieval process, you signify your agreement to comply with the requirements stated below:

## Privacy of RESEARCH SUBJECTS

Any intentional identification of a RESEARCH SUBJECT (whether an individual or an organization) or unauthorized disclosure of his or her confidential information violates the PROMISE OF CONFIDENTIALITY given to the providers of the information. Therefore, users of data agree:

- To use these datasets solely for research or statistical purposes and not for investigation of specific RESEARCH SUBJECTS, except when identification is authorized in writing by ICPSR ([netmail@cpsr.umich.edu](mailto:netmail@cpsr.umich.edu))
- To make no use of the identity of any RESEARCH SUBJECT discovered inadvertently, and to advise ICPSR of any such discovery ([netmail@cpsr.umich.edu](mailto:netmail@cpsr.umich.edu))

## Redistribution of Data

You agree not to redistribute data or other materials without the written agreement of ICPSR, unless:

1. You serve as the OFFICIAL or DESIGNATED REPRESENTATIVE at an ICPSR MEMBER INSTITUTION and are assisting AUTHORIZED USERS with obtaining data, or
2. You are collaborating with other AUTHORIZED USERS to analyze the data for research or instructional purposes.

When sharing data or other materials in these approved ways, you must include all accompanying files with the data, including terms of use. More information on [permission to redistribute data](#) can be found on the ICPSR Web site.

## Citing Data

You agree to reference the recommended bibliographic citation in any publication that employs resources provided by ICPSR. You also agree to refer their published works to ICPSR for inclusion in a database of related publications ([bibliography@cpsr.umich.edu](mailto:bibliography@cpsr.umich.edu)).

**해당 이용 약관에 동의하시면  
자료가 다운로드 됩니다.**

## DATA CONTENT

At A Glance Data & Documentation **Variables** Publications Export Metadata

1 to 50 of 972

Sort by:  GO

Variable Label  [more options](#)

Name	Label/Question Text	Type	Dataset
<a href="#">VS0024</a>	HOW DO YOU GET TO SCHOOL MOST OF THE TIME THIS SCHOOL YEAR?  How do you get to school most of the time this school year?  <i>Taken from: National Crime Victimization Survey: School Crime Supplement, 2015.</i>	numeric	DS1
<a href="#">VS0020</a>	IS THIS THE REGULAR SCHOOL THAT MOST OF THE STUDENTS IN YOUR NEIGHBORHOOD ATTEND?  Is this the regular school that most of the students in your neighborhood attend?  <i>Taken from: National Crime Victimization Survey: School Crime Supplement, 2015.</i>	numeric	DS1
<a href="#">VS0021</a>	IS YOUR SCHOOL AFFILIATED WITH A RELIGION?	numeric	DS1

해당 조사자료를 구성하고 있는 모든 설문항 변수를 확인할 수 있습니다.

At A Glance Data & Documentation Variables **Publications** Export Metadata

More published analyses of the data in this study/series may exist. If you know of any not listed here, please [suggest a new citation](#).

Showing 1 to 6 of 6 entries.

Sort by:  GO

Pub Date (newest)  [more options](#)

Type	Year	Citation
	2018	Lessne, Deborah, Yanez, Christine <b>Changes in Bullying Victimization and Hate-Related Words at School Since 2007</b> . <i>Data Point</i> . Washington, DC: U.S. Department of Education, National Center for Education Statistics. <b>Full Text Options:</b> <a href="#">Abstract</a> <a href="#">PDF</a> <b>Export Options:</b> <a href="#">RIS</a> <a href="#">EndNote</a> <a href="#">related studies/series</a>
	2018	Mulvey, Kelly L., Hoffman, Adam J., Gonultas, Secil, Hope, Elan C., Cooper, Shauna M. <b>Understanding experiences with bullying and bias-based bullying: What matters and for whom?</b> . <i>Psychology of Violence</i> . 8, (6), 702-711. <b>Full Text Options:</b> <a href="#">DOI</a> <a href="#">WorldCat</a> <a href="#">Google Scholar</a> <b>Export Options:</b> <a href="#">RIS</a> <a href="#">EndNote</a> <a href="#">related studies/series</a>
	2018	Musu-Gillette, Lauren, Zhang, Anlan, Wang, Ke, Zhang, Jizhi, Kemp, Jana, Diliberti,

해당 조사자료를 토대로 만들어진 Publication을 확인할 수 있습니다.

## DATA CONTENT

## National Crime Victimization Survey: School Crime Supplement, 2015 (ICPSR 36354)

Version Date: Dec 20, 2016 [Cite this Study](#) | [Share this study](#)

## Principal Investigator(s):

[United States Department of Justice, Office of Justice Programs, Bureau of Justice Statistics](#)

## Series:

- [National Crime Victimization Survey \(NCVS\) Series](#)

<https://doi.org/10.3886/ICPSR36354.v1>

Version V1

Download ▾

Analyze Online (0)

At A Glance

Data &amp; Documentation

Variables

Publications

Export Metadata

## ▼ Project Description

## Alternate Title

SCS 2015

## Summary

The primary purpose of the School Crime Supplement (SCS) is to obtain additional information about school-related victimizations so that policymakers; academic researchers; practitioners at the federal, state, and local levels; and special interest groups who are concerned with crime in schools can make informed decisions concerning policies and programs. The SCS asks questions related to students' experiences with, and perceptions of crime and safety at school, including preventive measures employed by schools; students' participation in after school activities; students' perception of school rules and enforcement of these rules; the presence of weapons, drugs, alcohol, and gangs in school; student bullying; hate-related incidents; and attitudinal questions relating to the fear of victimization at school. These responses are linked to the National Crime Victimization Survey (NCVS) survey instrument responses for a more complete understanding of the individual.

## Citation

United States Department of Justice, Office of Justice Programs, Bureau of Justice Statistics

6453

downloads \*  
[Usage Report](#)

post three years

6

[related  
publications](#)

## Notes

- The public-use data files in this collection are available for access by the general public. Access does not require affiliation with an ICPSR member institution.
- The citation of this study may have changed due to the new version control system that has been implemented.


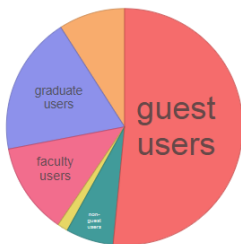
This dataset is maintained and distributed by the [National](#)

**해당 자료가 얼마나 다운로드 되었는지 확인할 수 있습니다.  
'Usage Report'를 클릭하여 해당 페이지로 이동합니다.**

# DATA CONTENT

## Unique Users

Any Datasets/Files Downloads by Users  
Total: 1321



Name

Undergraduate Users
Graduate Users
Faculty Users
Staff Users
Non-Guest Users
Guest Users

## Downloads by Member Institutions

Show 10 entries

Copy

CSV

Print

Search:

Institution Name
American Institutes for Research
Arizona State University
Augusta University
Baylor University
Boston College
Bowling Green State University
Brandeis University
California State University at Chico

**해당 자료에 접근한 이용자의 특성과 회원 기관 등을 확인할 수 있습니다. 회원 가입 시 수집하는 이용자의 직위와 소속 정보를 기준으로 판단합니다.**

# BROWSE BY TOPICS

FIND DATA ▾ START SHARING DATA ▾ MEMBERSHIP ▾ SUMMER PROGRAM ▾ TEACHING & LEARNING ▾ DATA MANAGEMENT & CURATION ▾ 🔍

ICPSR Find & Analyze Data YOOJUNG CHOI (logout)

FIND DATA SEARCH/COMPARE VARIABLES DATA-RELATED PUBLICATIONS RESOURCES FOR STUDENTS HELP

## Find Data

GO [view all](#)

[search tips](#) ▾

Browse

**Topics** [Series / Thematic data collections](#)  
[Global data](#)

- [List studies for which online analysis is available](#)
- [List replication datasets \(more info\)](#)
- [List studies with learning guides](#)

New/Updated Data Releases:

Statistics

10,863 studies

Most Popular Search Terms

pathways to desistance  
school crime supplement  
**monitoring the future**  
**domestic violence**

**FIND DATA > Browse > Topics** 를 통해 주제별 검색이 가능합니다.



# BROWSE BY TOPICS

## Browse by Topic

Users have two options for identifying studies related to a particular topic.

- *Topic Classifications* address topics broadly, and are meant to be a good starting point for exploring the collection.
- The [Thesaurus](#) contains both broad and narrow terms that are more specific to the subject matter of individual studies.
- Our [Thematic Collections](#) are full websites that focus on particular subject areas.

## Topic Classifications



### Census Enumerations:

[Historical and Contemporary Population Characteristics](#)

[View More](#)




### Community and Urban Studies



### Conflict, Aggression, Violence, Wars

[View More](#)



### Economic Behavior and Attitudes

[View More](#)



**19개의 분야로 나누어 자료를 제공하고 있으며 'View More'를 클릭하면 소주제들을 확인할 수 있습니다.**

# BROWSE BY SERIES

FIND DATA ▾ START SHARING DATA ▾ MEMBERSHIP ▾ SUMMER PROGRAM ▾ TEACHING & LEARNING ▾ DATA MANAGEMENT & CURATION ▾ 🔍


**ICPSR** Find & Analyze Data YOOJUNG CHOI (logout)

FIND DATA SEARCH/COMPARE VARIABLES DATA-RELATED PUBLICATIONS RESOURCES FOR STUDENTS HELP

## Find Data

GO [view all](#)


[search tips](#) ▾


 Browse


[Topics](#) / **Series** / [Thematic data collections](#)  
/ [Global data](#)

- [List studies for which online analysis is available](#)
- [List replication datasets \(more info\)](#)
- [List studies with learning guides](#)

New/Updated Data Releases:

 Statistics

 10,863 studies

 Most Popular Search Terms

pathways to desistance  
school crime supplement  
**monitoring the future**  
**domestic violence**

**FIND DATA > Browse > Series** 를 통해 시리즈 자료별 검색이 가능합니다.

# BROWSE BY SERIES

## Search Results

257 results.




[search tips](#) ▼

[Studies \(10,866\)](#)

[Variables \(5,263,770\)](#)

[Series \(257\)](#)

[Publications \(78,674\)](#)

[ICPSR Website \(831\)](#)


Sort by:

### Series Title/Description

1. [ABC News/Washington Post Poll Series](#)
2. [Adult Education Surveys Series](#)
3. [Afrobarometer Survey Series](#)
4. [Americans' Use of Time Series](#)
5. [American Community Survey \(ACS\) Series](#)
6. [American Housing Survey Series](#)
7. [American National Election Study](#)
8. [American Public Opinion and Un...](#)
9. [American Time Use Survey \(ATUS\)](#)
10. [Annual Parole Survey Series](#)

**전세계의 다양한 시리즈 자료를 제공하고 있으며 원하는 자료를 클릭하면 시리즈 자료에 관한 간략한 설명과 연도별 자료를 안내해드립니다.**

# THEMATIC DATA COLLECTIONS

FIND DATA ▾ START SHARING DATA ▾ MEMBERSHIP ▾ SUMMER PROGRAM ▾ TEACHING & LEARNING ▾ DATA MANAGEMENT & CURATION ▾ 


**ICPSR** Find & Analyze Data YOOJUNG CHOI (logout)

FIND DATA SEARCH/COMPARE VARIABLES DATA-RELATED PUBLICATIONS RESOURCES FOR STUDENTS HELP

## Find Data

[view all](#)


[search tips](#) ▾


 Browse


[Topics / Series / Thematic data collections](#)  
[/ Global data](#)

- List studies for which online analysis is available
- List replication datasets
- List studies with learning materials

New/Updated Data Releases

 Statistics

 **10,863 studies**

 Most Popular Search Terms

pathways to desistance  
school crime supplement  
**monitoring the future**  
**domestic violence**  
**depression** american community survey  
recidivism

**FIND DATA > Browse > Thematic data collections**  
를 통해 주요 주제분야 혹은 관련기관의 자료를 제공합니다.

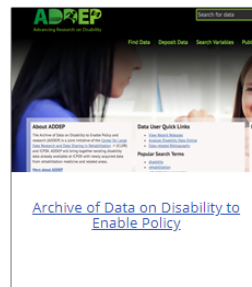
# THEMATIC DATA COLLECTIONS

## Sponsors

- Bureau of Justice Assistance (BJA) ↗
- Bureau of Justice Statistics (BJS) ↗
- Child Care Bureau ↗; Office of Planning, Research and Evaluation ↗; Administration for Children and Families ↗
- Department of Homeland Security, Directorate for Science and Technology ↗
- Eunice Kennedy Shriver National Institute of Child Health and Human Development (NICHD) ↗
- Foundation for Child Development ↗
- Library of Congress ↗
- MacArthur Foundation ↗
- National Endowment for the Arts ↗
- National Endowment for the Humanities ↗
- National Institute of Justice (NIJ) ↗
- National Institute of Mental Health ↗
- National Institute on Aging ↗
- National Institute on Drug Abuse (NIDA) ↗
- National Institutes of Health ↗
- National Science Digital Library ↗
- National Science Foundation ↗
- Office of Juvenile Justice and Delinquency Prevention (OJJDP) ↗
- Robert Wood Johnson Foundation ↗

## Thematic Data Collections

ICPSR partners with several federal statistical agencies and foundations to create collections organized around specific topics. These thematic collections bring a dynamism to ICPSR from which the broader social science research community benefits. The sponsors provide new data (in most cases free to everyone), which stimulate more research. The funded collections and ICPSR work together to build additional infrastructure for data discovery and use.



- 사회과학분야에서 중요한 17가지의 주제 분야에 대해서 미국 통계 에이전시나 재단들과 협력하여 자료들을 수집하고 제공합니다.
- 관심 분야나 기관이 있는 경우 링크를 클릭하면 관련 데이터 베이스 사이트로 이동합니다.
- 관련자료는 ICPSR에서도 열람 가능합니다.

## GLOBAL DATA

FIND DATA ▾ START SHARING DATA ▾ MEMBERSHIP ▾ SUMMER PROGRAM ▾ TEACHING & LEARNING ▾ DATA MANAGEMENT & CURATION ▾ 🔍


**ICPSR** Find & Analyze Data YOOJUNG CHOI (logout)

FIND DATA SEARCH/COMPARE VARIABLES DATA-RELATED PUBLICATIONS RESOURCES FOR STUDENTS HELP

## Find Data

GO [view all](#)

[search tips](#) ▾


 Browse


[Types / Series](#) / [Thematic data collections](#)


**Global data**

- List studies for which online analysis is available
- List replication datasets (more)
- List studies with learning guide

New/Updated Data Releases:

 Statistics

 10,863 studies

 Most Popular Search Terms

pathways to desistance  
school crime supplement  
monitoring the future  
domestic violence  
depression  
american community survey  
antisemitism  
suicide  
terrorist  
suicide

**FIND DATA > Browse > Global data** 를 통해  
국제적인 조사들을 확인할 수 있습니다.

## GLOBAL DATA

Filters

Subject ▾

**Geography ▾**

- Global (✕)
- United States (420)
- Germany (408)
- France (341)
- Europe (338)

[view all](#)

Restriction Type ▾

Data Format ▾

## Search Results

1500 results.

[GO](#) [VIEW ALL](#)

[search tips ▾](#)

Studies (1,500) Variables (5,263,770) Series (257) Publications (78,674) ICPSR Website (831)


Sort by: Title A-Z

1 2 3 4 5

Study Title/Investigator	Released/Updated
1. <a href="#">2001 Chilean Social Mobility Survey (ICPSR 35299)</a> Torche, Florencia; Wormald, Guillermo	2015-04-20 <a href="#">more info</a>
2. <a href="#">ABC News West Germany Poll, May 1989 (ICPSR 9248)</a> ABC News	2007-12-13 <a href="#">more info</a>
3.	

- 기본 설정은 Global로 되어있습니다.
- 특정 국가의 자료를 원하는 경우 왼쪽의 Geography에서 원하는 국가를 설정할 수 있습니다.
- View all을 통해 전 세계의 지역별 자료를 검색할 수 있습니다.

# LIST STUDIES FOR WHICH ONLINE ANALYSIS IS AVAILABLE


[FIND DATA](#) ▾ [START SHARING DATA](#) ▾ [MEMBERSHIP](#) ▾ [SUMMER PROGRAM](#) ▾ [TEACHING & LEARNING](#) ▾ [DATA MANAGEMENT & CURATION](#) ▾ 

**ICPSR** Find & Analyze Data YOOJUNG CHOI (logout)

[FIND DATA](#) [SEARCH/COMPARE VARIABLES](#) [DATA-RELATED PUBLICATIONS](#) [RESOURCES FOR STUDENTS](#) [HELP](#)

## Find Data


[view all](#)  
[search tips](#) ▾


 Browse


[Topics / Series / Thematic data collections / Global data](#)

- [List studies for which online analysis is available](#)
- [List replication datasets \(more info\)](#)
- [List studies with learning guides](#)

New/Updated Data Releases:

 Statistics



 Most Popular Search Terms

**FIND DATA > Browse > List studies for which online analysis is available** 을 통해 온라인 통계분석이 가능한 조사자료들을 하나의 카테고리로 제공합니다.



# LIST STUDIES FOR WHICH ONLINE ANALYSIS IS AVAILABLE

Filters

- Subject ▾
- Restriction Type ▾
- Data Format ▾
- Data File Description ▾
- Data Type ▾
- Time Method ▾
- Time Period ▾
- Recency ▾
- Funding Agency ▾

## Search Results

1341 results.

[search tips](#) ▾

[Studies \(1,341\)](#)
[Variables \(5,274,702\)](#)
[Series \(257\)](#)
[Publications \(78,738\)](#)
[ICPSR Website \(831\)](#)

Sort by:  ▾

Study Title/Investigator	Released/Updated
1. <a href="#">2002 State Legislative Survey (ICPSR 20960)</a> Carey, John M.; Niemi, Richard G.; Powell, Lynda W.; Moncrief, Gary	2008-03-25
<a href="#">more info</a>	
2. <a href="#">2012 Chicago Council Survey on American Public Opinion and Foreign Policy (ICPSR 36230)</a> Smeltz, Dina; Bouton, Marshall; Kafura, Craig; Page, Benjamin; Kull, Steven; Holyk, Gregory	2015-12-07
<a href="#">more info</a>	
3. <a href="#">2015 Chicago Council Survey of American Public Opinion and U.S. Foreign Policy (ICPSR 36437)</a> Kafura, Craig; Smeltz, Dina; Friedhoff, Karl; Daalder, Ivo; Holyk, Gregory; Busby, Joshua	2016-07-29
<a href="#">more info</a>	
4. <a href="#">2015 Local Arts Agency Census, United States (ICPSR 37041)</a> Americans for the Arts (Organiz Graciela; Davidson, Ben	2018-06-01

**온라인 통계분석이 가능한 조사자료들을  
키워드 검색 및 재정렬 할 수 있습니다.**

# LIST STUDIES FOR WHICH ONLINE ANALYSIS IS AVAILABLE

## Korean General Social Survey (KGSS), 2010 (ICPSR 34666)

Version Date: Dec 5, 2013 [Cite this Study](#) | [Share this study](#)

### Principal Investigator(s):

[Sang-Wook Kim](#), Sungkyunkwan University (South Korea), Survey Research Center

### Series:

- [Korean General Social Survey \(KGSS\) Series](#)

<https://doi.org/10.3886/ICPSR34666.v2>

Version V2

Download ▾

 Analyze Online (1)

At A Glance

Data & Documentation

Variables

Publications

Export Metadata

### ▼ Project Description

#### Summary

The Korean General Social Survey (KGSS) is the South Korean version of the General Social Survey (GSS), closely replicating the original GSS of the National Opinion Research Center at the University of Chicago. Each round of the KGSS typically includes the topical module surveys of

910

downloads \*  
[Usage Report](#)

\* past three years

0

[related  
publications](#)

### Notes

- Data in this collection are available only to users at ICPSR member institutions.
- The citation of this study may have changed due to the new version control

**‘Analyze Online’을 클릭하여 온라인  
통계분석을 진행할 수 있습니다.**

# LIST STUDIES FOR WHICH ONLINE ANALYSIS IS AVAILABLE

Analyze Online ×

Korean General Social Survey (KGSS), 2010

---

DS1: Korean General Social Survey (KGSS), 2010

SDA | simple crosstab/frequency

Close

## [SDA]

버클리에서 개발한 통계 분석 툴로서 조사 자료를 웹 상에서 분석할 수 있습니다.

관련 사이트: <https://sda.berkeley.edu/>

## [Simple crosstab/frequency]

온라인 상에서 빈도 분석과 교차 분석을 진행할 수 있습니다.

# LIST STUDIES FOR WHICH ONLINE ANALYSIS IS AVAILABLE

## Terms of Use

Please read the terms of use below. If you agree to them, click on the "I Agree" button to proceed. If you do not agree, you can click on the "I Do Not Agree" button to return to the home page.

ICPSR adheres to the principles of the [Data Seal of Approval](#)<sup>TM</sup>, which, in part, require the data consumer to comply with access regulations imposed both by law and by the data repository, and to conform to codes of conduct that are generally accepted in higher education and scientific research for the exchange of knowledge and information.

These data are distributed under the following terms of use, which are governed by ICPSR. By continuing past this point to the data retrieval process, you signify your agreement to comply with the requirements stated below:

## Privacy of RESEARCH SUBJECTS

Any intentional identification of a RESEARCH SUBJECT (whether an individual or an organization) or unauthorized disclosure of his or her confidential information violates the PROMISE OF CONFIDENTIALITY given to the providers of the information. Therefore, users of data agree:

- To use these datasets solely for research or statistical purposes and not for investigation of specific RESEARCH SUBJECTS, except when identification is authorized in writing by ICPSR ([netmail@icpsr.umich.edu](mailto:netmail@icpsr.umich.edu))
- To make no use of the identity of any RESEARCH SUBJECT discovered inadvertently, and to advise ICPSR of any such discovery ([netmail@icpsr.umich.edu](mailto:netmail@icpsr.umich.edu))

## Redistribution of Data

You agree not to redistribute data or other materials without the written agreement of ICPSR, unless:

1. You serve as the OFFICIAL or DESIGNATED REPRESENTATIVE at an ICPSR MEMBER INSTITUTION and are assisting AUTHORIZED USERS with obtaining data, or
2. You are collaborating with ICPSR to analyze the data for research or instructional purposes.

**자료 분석을 위해 해당 이용 약관에  
동의하셔야 합니다.**

# LIST STUDIES FOR WHICH ONLINE ANALYSIS IS AVAILABLE

study: [Korean General Social Survey \(KGSS\), 2009](#) > Select Variables

## Korean General Social Survey (KGSS), 2009

**Row:** IMPLF1: Most important thing in life [recode](#)

**Column:** select column variable [recode](#)

**Control:** sex [recode](#)

**Selection Filter(s):**

**Percentaging:**

**Summary statistics:**

**Build the Table**

**HOUSEHOLD DECISIONS AND DUTIES**

SEX: R: sex

GENDER2: Member 2: sex

GENDER3: Member 3: sex

### Select Variables

Type the name of the variable in the row, column, control, or selection filter box. Click on the variable for more information about it.

- ▼ ADMINISTRATIVE VARIABLES
- ▼ MEDIA USE
- ▼ OPINIONS AND ATTITUDES
- ▼ GOVERNMENT PERFORMANCE
- ▼ QUALITY OF LIFE
- ▼ TRUST AND CONFIDENCE
- ▼ POLITICS AND VOTING BEHAVIOR
- ▼ POLITICAL AND SOCIAL ACTIONS
- ▼ RELIGION
- ▼ FINANCIAL SITUATION
- ▼ PERSONALITY TRAITS
- ▼ HOUSEHOLD AND

### Help

- Help with SDA
  - [Frequency](#)
  - [Recoding](#)
  - [Getting Started](#)

that

**Row와 Column란에 각각 원하는 변수를 선택합니다.**  
**빈도 분석(Frequency)을 진행할 때는 Row란만 변수를 선택하면 됩니다.**  
**변수 선택을 완료한 후 'Build the Table' 버튼을 클릭합니다.**

# LIST STUDIES FOR WHICH ONLINE ANALYSIS IS AVAILABLE

Revise the Display

Revise Display

Table Options

Percentaging:

Column

Row

Total

Summary statistics

Standard error of each percent

Confidence intervals

Level: 95% ▾

Design effect (DEFT) for each percent

Suppress table

Show Z-statistic

Color coding

Include values flagged as missing

Chart Options

Type of chart:

Bar Chart ▾

Chart options:

Orientation:

Vertical  Horizontal

Visual Effects:

2-D  3-D

Show percents:  Yes

Palette:

Color  Grayscale

Size:

width: 600 ▾

height: 400 ▾

Change number of decimal places to display

Korean General Social Survey (KGSS), 2009

Variables

row - [IMPLF1: Most important thing in life](#)

column - [SEX: R: sex](#)

Frequency Distribution

Cells contain:  
-Column percent  
-N of cases

	SEX 1: Male	SEX 2: Female	ROW TOTAL
IMPLF1 1: Leisure	2.6 20	1.3 11	1.9 31
IMPLF1 2: Friends	4.0 31	2.1 17	3.0 48
IMPLF1 3: Power	1.0 8	0.6 5	0.8 13
IMPLF1 4: Neighbor	0.5 4	0.7 6	0.6 10
IMPLF1 5: Health	40.4 310	45.4 376	43.0 686
IMPLF1 6: Money	10.2 78	7.7 64	8.9 142
IMPLF1 7: Educational attainment	0.4 3	0.4 3	0.4 6
IMPLF1 8: Religion	3.5 27	5.4 45	4.5 72
IMPLF1 9: Family	34.9 268	35.7 296	35.3 564
IMPLF1 10: Work	2.5 19	0.6 5	1.5 24
COL TOTAL	100.0 768	100.0 828	100.0 1,596

- 빈도/ 교차 분석 결과를 확인할 수 있으며 상단에는 표, 하단에는 그래프가 위치합니다.
- **Revise the Display** 내의 옵션들을 설정하고 **Revise Display** 를 클릭하면 원하는 옵션이 적용된 표를 우측에서 확인할 수 있습니다.

# LIST STUDIES FOR WHICH ONLINE ANALYSIS IS AVAILABLE

Chart Options

Type of chart:  
Bar Chart

Chart options:

Orientation:  
 Vertical  Horizontal

Visual Effects:  
 2-D  3-D

Show percents:  Yes

Palette:  
 Color  Grayscale

Size:  
width: 600  
height: 400

Change number of decimal places to display

For percents and confidence intervals: 1

For std. errors (relative to percents): +1

For DEFT: +3

For weighted N's: 1

For summary statistics and Z-statistic: 2

Title

Revise Display

Chart


Priority	Male (%)	Female (%)
Leisure	~2	~1
Friends	~4	~2
Power	~1	~1
Neighbor	~1	~1
Health	~40	~45
Money	~10	~7
Educational attainment	~1	~1
Religion	~3	~5
Family	~35	~35
Work	~2	~1

Citation: Korean General Social S...


**그래프는 기본적으로 막대 그래프로 제공되며 표와 마찬가지로 우측의 Revise the Display들을 통해 그래프 종류, 크기 등 설정을 변경할 수 있습니다.**



# CONTENTS

1   
**ICPSR  
 Introduction**

2   
**Find Data**

3   
**Search/  
 Compare  
 Variables**

4   
**Data-related  
 Publications**

5   
**Utilize  
 Resources**

6   
**Start  
 Sharing Data**

7   
**Summer  
 Program**



## SEARCH/COMPARE VARIABLES

Powered by DDI

The SSVD builds on a pilot project funded by the National Science Foundation. It demonstrates the benefits of using structured variable-level documentation in XML, tagged according to the Data Documentation Initiative [standard](#).

## Search/Compare Variables

The Social Science Variables Database (SSVD) enables ICPSR users to examine and compare variables and questions across studies or series. The SSVD currently includes over 5 million variables, representing about 76% of ICPSR's holdings that have quantitative data described in statistical syntax.

The SSVD does not include our entire collection. For a comprehensive search of all datasets, use our [main data search](#), which indexes all of the documentation available for our studies, including the variable descriptions.

- [Browse by Study](#)
- [Browse by Series](#)

## Comparing Variables

Select checkboxes, and then select "Compare" to a screen where you can compare the

## Search Tips

- Enter words or strings that are likely to appear in a variable name, label, question, and value labels:
  - Presidential election* will return variables dealing with all presidential elections
  - Presidential election Obama* will return only variables dealing with the 2008 and 2012 presidential elections

**설문항 검색/비교 기능으로 검색뿐 아니라 한 화면에서 설문항끼리 비교할 수도 있습니다. 원하는 키워드를 입력합니다.**

# SEARCH/COMPARE VARIABLES

Filters

Series ▾

Study ▾

Dataset ▾

Time Period ▾

## Search Results

1228 results.

GUN LAW GO VIEW ALL

[search tips](#) ▾

[Studies \(2,247\)](#) [Variables \(1,228\)](#) [Series \(120\)](#) [Publications \(33\)](#) [ICPSR Website \(3\)](#)

Sort by: Relevance ▾

⏪ < 1 2 3 4 5 > ⏩

Select... ▾ 2 Actions... ▾

Var Compare Label/Quest

1  [EQ82](#) *Hand Gun La*  
In general, do  
be made mo  
[##md1=0][#

[Q22](#) *Right Decisio*  
Who do you  
the Republic

[Q26](#) *Opinion gun laws* numeric DS1  
In general, do you think gun control laws should be made more strict,  
less strict, or kept as they are now?  
Taken from: CBS News National Poll, February #1, 2013.

[Q38](#) *Gun law priority* numeric DS1

- 검색한 키워드와 연관된 설문항들을 확인할 수 있습니다.
- 설문항끼리 비교할 경우, 앞에 위치한 설문항의 체크박스에 체크합니다. 다른 설문조사에 포함된 설문항도 한번에 선택 가능합니다.
- 'Actions' > 'Compare' 를 클릭합니다.

## SEARCH/COMPARE VARIABLES

Compare Variables


Compare(2) Back to search results

	NAME	LABEL	QUESTION	RESPONSES	STUDY	TIME PERIOD	UNIVERSE																								
<input checked="" type="checkbox"/>	EQ82	Hand Gun Laws	In general, do you feel the laws covering the sale of hand guns should be made more strict, less strict, or kept as they are now? [loc 19/80] [##md1=0][##md2=0] [##label= Hand Gun Laws]	<table border="1"> <thead> <tr> <th>Value</th> <th>Label</th> <th>Unweighted Frequency</th> <th>%</th> </tr> </thead> <tbody> <tr> <td>1</td> <td>More strict</td> <td>642</td> <td>62.6%</td> </tr> <tr> <td>2</td> <td>Less strict</td> <td>77</td> <td>7.5%</td> </tr> <tr> <td>3</td> <td>Kept as they are</td> <td>267</td> <td>26.0%</td> </tr> <tr> <td>9</td> <td>DK/NA</td> <td>39</td> <td>3.8%</td> </tr> <tr> <td colspan="2">Total</td> <td></td> <td>100%</td> </tr> </tbody> </table>	Value	Label	Unweighted Frequency	%	1	More strict	642	62.6%	2	Less strict	77	7.5%	3	Kept as they are	267	26.0%	9	DK/NA	39	3.8%	Total			100%	CBS News Class of 2000 Poll, May 2000 ; DS1	2000-05	
Value	Label	Unweighted Frequency	%																												
1	More strict	642	62.6%																												
2	Less strict	77	7.5%																												
3	Kept as they are	267	26.0%																												
9	DK/NA	39	3.8%																												
Total			100%																												
<input checked="" type="checkbox"/>	Q26	Opinion gun laws	In general, do you think gun control laws should be made more strict, less strict, or kept as they are now?	<table border="1"> <thead> <tr> <th>Value</th> <th>Label</th> <th>Unweighted Frequency</th> <th>%</th> </tr> </thead> <tbody> <tr> <td>1</td> <td>More strict</td> <td>641</td> <td>55.8%</td> </tr> <tr> <td>2</td> <td>Less strict</td> <td>88</td> <td>7.7%</td> </tr> <tr> <td>3</td> <td>Kept as they are now</td> <td>382</td> <td>33.3%</td> </tr> <tr> <td>9</td> <td>Don't know/No answer</td> <td>37</td> <td>3.2%</td> </tr> <tr> <td colspan="2">Total</td> <td>1148</td> <td>100%</td> </tr> </tbody> </table>	Value	Label	Unweighted Frequency	%	1	More strict	641	55.8%	2	Less strict	88	7.7%	3	Kept as they are now	382	33.3%	9	Don't know/No answer	37	3.2%	Total		1148	100%			
Value	Label	Unweighted Frequency	%																												
1	More strict	641	55.8%																												
2	Less strict	88	7.7%																												
3	Kept as they are now	382	33.3%																												
9	Don't know/No answer	37	3.2%																												
Total		1148	100%																												


**선택한 설문항들과 세부 질문 내용 및 설문지 제목이 한 화면에 나타납니다.**  
**문항의 보기 내용과 응답 빈도를 확인하고 서로 다른 시기에 조사된 설문항의 결과들을 비교할 수 있습니다.**



# CONTENTS

1   
**ICPSR  
Introduction**

2   
**Find Data**

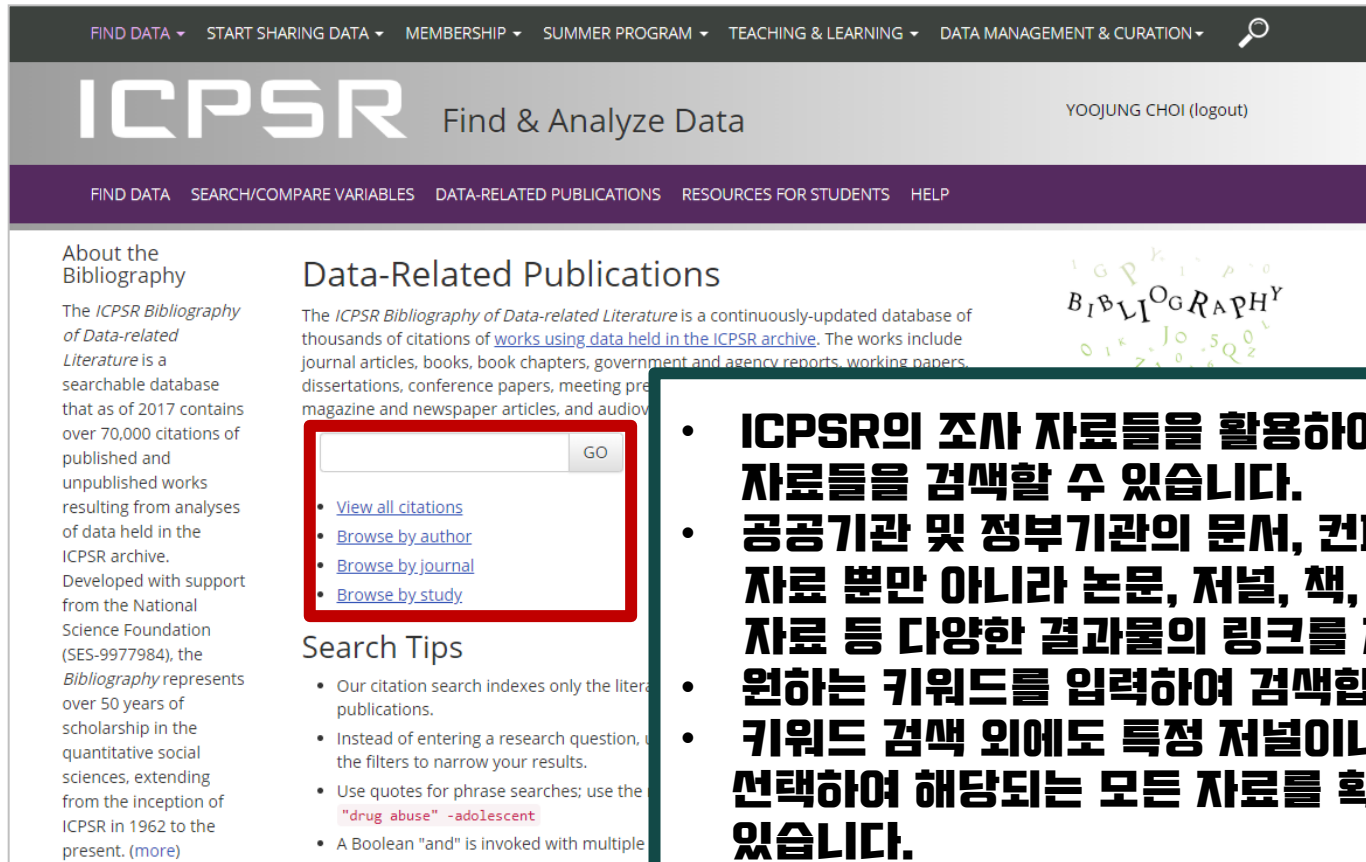
3   
**Search/  
Compare  
Variables**

4   
**Data-related  
Publications**

5   
**Utilize  
Resources**

6   
**Start  
Sharing Data**

7   
**Summer  
Program**



FIND DATA ▾ START SHARING DATA ▾ MEMBERSHIP ▾ SUMMER PROGRAM ▾ TEACHING & LEARNING ▾ DATA MANAGEMENT & CURATION ▾

ICPSR Find & Analyze Data YOOJUNG CHOI (logout)

FIND DATA SEARCH/COMPARE VARIABLES DATA-RELATED PUBLICATIONS RESOURCES FOR STUDENTS HELP

### About the Bibliography

The *ICPSR Bibliography of Data-related Literature* is a searchable database that as of 2017 contains over 70,000 citations of published and unpublished works resulting from analyses of data held in the ICPSR archive. Developed with support from the National Science Foundation (SES-9977984), the *Bibliography* represents over 50 years of scholarship in the quantitative social sciences, extending from the inception of ICPSR in 1962 to the present. (more)

### Data-Related Publications

The *ICPSR Bibliography of Data-related Literature* is a continuously-updated database of thousands of citations of [works using data held in the ICPSR archive](#). The works include journal articles, books, book chapters, government and agency reports, working papers, dissertations, conference papers, meeting proceedings, magazine and newspaper articles, and audio

**BIBLIOGRAPHY**

GO
 

- [View all citations](#)
- [Browse by author](#)
- [Browse by journal](#)
- [Browse by study](#)

### Search Tips

- Our citation search indexes only the literature publications.
- Instead of entering a research question, use the filters to narrow your results.
- Use quotes for phrase searches; use the minus sign to exclude terms. Example: "drug abuse" -adolescent
- A Boolean "and" is invoked with multiple

- ICPSR의 조사 자료들을 활용하여 작성한 자료들을 검색할 수 있습니다.
- 공공기관 및 정부기관의 문서, 컨퍼런스 자료 뿐만 아니라 논문, 저널, 책, 뉴스 자료 등 다양한 결과물의 링크를 제공합니다.
- 원하는 키워드를 입력하여 검색합니다.
- 키워드 검색 외에도 특정 저널이나 저자를 선택하여 해당되는 모든 자료를 확인할 수 있습니다.

Part 4-1

# KEY WORD

**Filters**

- Pub. Year ▾
- Pub. Type ▾
- Journal ▾
- Author ▾
- Study ▾

**Search Results**

364 results.

consume

[search tips](#) ▾

The ICPSR [Bibliography of Data-related Literature](#) is a frequently-updated database of thousands of citations for publications that analyze data held at ICPSR.

[Studies \(4,254\)](#)
[Variables \(9,370\)](#)
[Series \(187\)](#)
[Publications \(364\)](#)
[ICPSR Website \(23\)](#)

Per page: 50 ▾ Sort by: Relevance ▾

Select... ▾ Actions... ▾

Pub. Type	Pub. Year	Citation
<input type="checkbox"/>	1984	Consumer Research Center <b>How Consum</b> Center, Conference Board, . <b>Export Options:</b> <a href="#">RIS</a> <a href="#">EndNote</a> <a href="#">↗</a>
<input type="checkbox"/>	2004	Consumer Product Safety Commission N Commission, . <b>Full Text Options:</b> <a href="#">PDF</a> <a href="#">↗</a>
<input type="checkbox"/>	1997	Consumer Product Safety Commission N <b>Firearm Injury Special Study Instructio</b> Product Safety Commission. <b>Export Options:</b> <a href="#">RIS</a> <a href="#">EndNote</a> <a href="#">↗</a>
<input type="checkbox"/>	2005	Consumer Product Safety Commission N <b>children--United States, 2001-2003. Mo</b> <b>Full Text Options:</b> <a href="#">Original source</a> <a href="#">↗</a> <a href="#">Wo</a> <b>Export Options:</b> <a href="#">RIS</a> <a href="#">EndNote</a> <a href="#">↗</a>

- 자료의 종류에 상관 없이 키워드가 포함된 자료들을 확인할 수 있습니다.
- 'Full Text Options' : 원문 링크 및 PDF파일을 제공합니다.


**\*참고\***

ICPSR에서 제공하고 있는 Publication 유형


- Audiovisual Material
- Book
- Book Section
- Conference Presentations
- Document
- Electronic Source
- Journal Article
- Magazine Article
- Newspaper Article
- Report
- Thesis



# CONTENTS


1   
**ICPSR  
Introduction**

2   
**Find Data**

3   
**Search/  
Compare  
Variables**

4   
**Data-related  
Publications**

5   
**Utilize  
Resources**

6   
**Start  
Sharing Data**

7   
**Summer  
Program**

## LEARNING GUIDE

FIND DATA - START SHARING DATA - MEMBERSHIP - SUMMER PROGRAM - TEACHING & LEARNING - DATA MANAGEMENT & CURATION

ICPSR Teaching & Learning with ICPSR YOOJUNG CHOI (logout)

CLASSROOM EXERCISES RESOURCES FOR STUDENTS RESOURCES FOR TEACHERS

Please Note: The Crosstab Assignment Builder tool will become unavailable after the 2018-19 school year. We are working to build similar functionality into ICPSR's new online analysis tool, StatSnap, so that will replace the Crosstab Assignment Builder.

teaching faculty bring real data into their post-secondary classrooms. It provides user-friendly, data-driven teaching materials and other resources to help build students' quantitative literacy.

**New Resource to help with interpreting SPSS output!**  
A Guide to Interpreting SPSS Output

**Data-Driven Learning Guides**  
Stand-alone exercises that use online data analysis to teach social science concepts  
These standardized exercises introduce (or reinforce) key concepts in the social sciences by guiding students through a series of questions and related data analyses. Analyses are preset so students can focus on content rather than mechanics of data analysis. To assist instructors with selection, guides are also categorized by the most sophisticated statistical test presented in the exercise.

- View All
- Browse by Analysis Method

**Exercise Modules**  
These resources are made up of sequenced activities. While assignments may be created using a variety of data sources, they are designed to be used to meet the stated learning objectives for each. Exercise Sets are often appropriate for Research Methods courses and more substantively focused courses.

- Exploring Data Through Research Literature
- Investigating Community and Social Capital
- Voting Behavior: The 2016 Election (SETUPS)
- ICPSR Studies with Instructional Content
- International Data for Teaching

**Crosstab Assignment Builder**  
A utility to build simple tables to share with students; the instructor can limit variables and analysis options  
The Crosstab Assignment Builder allows faculty to select subsets of variables for students to use in creating crosstabulation tables. The instructor selects a dataset, identifies relevant variables, and chooses options related to the desired level of student autonomy in table creation. A URL is generated that provides access to the limited-choice table where students can modify the display and create charts or graphs as appropriate.

- Instructions for this tool.

SPSS 결과를 해석하는 방법을 PDF로 제공합니다.

- 연구 전에 기초적인 양적방법론에 대해 학습해볼 수 있습니다.
- 수업에 활용할 수 있는 여러 자료들을 확인할 수 있습니다.
- 주제별, 분석 방법 별로 확인 가능합니다.



# BY IMPORTANT THEME

## Filter Results

Dataset ▾

Analysis Method ▾

- Crosstabulation (29)
- Comparison of means (16)
- Comparison of Correlations (2)
- Correlation (2)
- Significance tests (2)
- Univariate statistics (2)
- Frequency distributions (1)
- Linear regression (1)
- Multiple regression (1)
- view all

Subject Term ▾

## Data-Driven Learning Guides

These guides can be used to enhance teaching of core concepts in the social sciences. In order to be useful to the widest audience, the focal topics are drawn from concepts that are included in standard introductory-level social science textbooks. New guides will continually be added and topic areas expanded. An [Instructors Guide to DDLGs](#) is also available.

### View Guides

1. [Is Love Really Blind?](#)
2. [Racial Disparities in Health Care](#)
3. [Investigating Bias and Measurement Validity](#)
4. [Free Blacks in Philadelphia, PA in the mid-19th Century](#)
5. [American Identity and Immigrant Resentment](#)
6. [June Cleaver: Myth or Reality?](#)
7. [Body Image, Gender, and School Experience in Adolescence](#)
8. [Euthanasia](#)
9. [Social Char...](#)
10. [Crime Victi...](#)
11. [Attitudes al...](#)
12. [Gender and...](#)
13. [Intergroup...](#)
14. [US Foreign...](#)
15. [The Americ...](#)

- **사회과학 분야의 다양한 중요 주제(53개)를 선정하여 연구나 수업에 활용할 수 있도록 자료를 제공합니다.**
- **원하는 분석 방법을 클릭하면, 해당 분석을 진행할 수 있는 주제가 제공됩니다.**

## BY IMPORTANT THEME

## Export Citation

Choose one of the links below to export this citation to your own bibliography application.

- [RIS](#)
- [EndNote XML](#)

## Is Love Really Blind?: A Data-Driven Learning Guide

[Go to Resource](#)

## Summary

Modern Westerners brought up on a steady diet of popular songs and romantic movies tend to believe that interpersonal attraction and mate selection are both random and very subjective. Popular culture propagates the notion of "love at first sight" and teaches us that "love is blind," "love just happens," and "you can't help who you fall in love with." Research shows, however, that this is not necessarily true and that, in reality, society aims Cupid's arrow more than we like to think. In this exercise we explore the concepts of homogamy, routine activities, social networks, and mere exposure by examining how similar respondents are to their partners on a variety of social characteristics and how they met and became involved with their partners.

**Subject Term(s):** [Homogamy](#), [Familiarity](#), [Interpersonal attraction](#), [Relationships](#), [Mere exposure effect](#)

**Analysis Type(s):** [Comparison of means](#), [Crosstabulation](#)

**Citation:** [Inter-university Consortium for Political and Social Research](#) . Is Love Really Blind?: A Data-Driven Learning Guide. Inter-university Consortium for Political and Social Research [distributor], 2014-02-14. <https://doi.org/10.3886/romance>

## Related Studies

This publication is related to the following dataset(s):

- [How Couples Meet and Stay Together \(HCMST\), Wave 1 2009, Wave 2 2010, Wave 3 2011, Wave 4 2013, Wave 5 2015, United States](#)

## Access Notes

This resource is available because your institution is an ICPSR member.

**버튼을 클릭하면 세부 자료로 이동합니다.**

# LEARNING CONTENT

## Is Love Really Blind?

[Collapse open tabs](#) [Printer Friendly version](#)

### Goal & Concept

#### Goal

The goal of this exercise is to explore some of the factors that influence the development of romantic relationships. Crosstabulations and comparison of means will be used.

#### Concept

Modern Westerners brought up on a steady diet of popular songs and romantic movies tend to believe that love is both random and very subjective. Popular culture propagates the notion of "love at first sight" and the idea that "you can't help who you fall in love with."

Research shows, however, that this is not necessarily true and that, in reality, society aims Cupid's arrow into play in interpersonal attraction and mate selection. For one, we tend to be attracted to, and to marry, people of similar and religious backgrounds, education level, political views, and social status. This is known in sociology as homogamy, or the tendency of like to marry like.

In addition, scholars have shown that the pool of potential mates available to us is narrowed by routine activities, social networks, and familiarity, which all play an important role in the development of relationships. In other words, we tend to meet our partners in the context of our daily activities, through our social networks, and after coming into contact with them repeatedly (this is known as the mere exposure effect, or the idea that familiarity breeds liking).

In this exercise we explore the concepts of homogamy, routine activities, social networks, and mere exposure by examining how similar respondents are to their partners on a variety of social characteristics and how they met and became involved with their partners.

Examples of research questions about interpersonal attraction:

- What are the determinants of attraction or liking?
- How important is similarity in choosing a partner? Does it matter more for some qualities than others?
- How do changing social norms influence homogamy?
- How have technological changes affected interpersonal attraction and courtship?

### Dataset

**ICPSR이 제공한 연구 주제의 목적과 Research Question을 확인할 수 있습니다.**

## LEARNING CONTENT

## Dataset

This exercise will use data from the study [How Couples Meet and Stay Together \(HCMST\)](#), which includes non-traditional couples. This study was conducted in three waves. Data on respondents and their partners including age, level of education, parents' level of education, and about their relationship status, as well as the gender, ethnicity, and race of their current partner and their partners; whether they attended the same high school and/or college/university; and information on the legal status of the respondent had previously been married, whether they were currently married, when they were first attracted, their earliest age at marriage, whether they were currently living together, how long they lived with respondents' current partners, and whether they had other living arrangements, and whether the respondent was born in the United States or was born in another country and spent time living between

## Variables

This exercise will use the following variables:

- Respondent's race (RESPONDENT\_RACE)
- Partner's race (PARTNER\_RACE)
- Does R have a spouse or partner? (QFLAG)
- How old is partner? (Q9)
- R's age--7 categories (PPAGECAT)
- What is your religion? (PAPRELIGION)
- What is partner's religion? (Q7B)
- R's education--highest degree received (PPEDUC)
- What is the highest level of schooling partner has completed? (Q10)
- Political party affiliation 3 categories (PPPARTYID3)
- Does [partner] think of him/herself as Republican, Democrat, independent, or another party? (Q12)
- Where did you meet your partner? (Q31\_1 through Q31\_8)
- Who introduced you to your partner? (Q33\_1 through Q33\_7)
- How long ago romance with partner began, in years (HOW\_LONG\_AGO\_FIRST\_ROMANTIC)
- How long ago respondent met partner, in years (HOW\_LONG\_AGO\_FIRST\_MET)

For ease of interpretation, recoding variables is sometimes necessary or helpful. (Note: the online analysis package used here requires recoding variables for the sole reason of modifying or adding labels.) The following variables were recoded:

- PPEUC and Q10 measure respondents' and their partners' education respectively. Each variable contains 14 answer categories--too many for useful analysis. They were recoded into R\_EDUC and PARTNER\_EDUC by collapsing answers into 5 categories, ranging from "Less than HS" ("1"), to "Graduate/Professional degree" ("5").
- The variable PPPARTYID3 asked respondents whether they were "Republican" ("1"), "Other" ("2"), or "Democrat" ("3"). Their partners' political affiliation is measured with variable Q12, where the answer categories are "Republican" ("1"), "Democrat" ("2"), "Independent" ("3"), "Another party" ("4"), and "No preference" ("5"). We collapsed answer categories for Q12 into "Republican" ("1"), "Democrat" ("2"), and "Other" ("3"). The new variable is

**연구를 위해 어떤 데이터를 활용했는지 확인할 수 있습니다.**

**해당 주제에 관한 가설의 답을 얻기 위해 사용한 설문항을 확인할 수 있습니다.**

# LEARNING CONTENT

## Application

In this exercise we explore the concepts of homogamy, routine activities, social networks, and mere exposure effects. We examine the relationship between respondents and their partners on a variety of social characteristics and how they met and became involved with their partners. We use the variable QFLAG(1) ("Does respondent have a spouse?") and use the variable QFLAG(1) ("Does respondent have a spouse?")

### Norm of homogamy

**Race**--The variables RESPONDENT\_RACE and PARTNER\_RACE provide information about the race of respondents and their partners. The categories are: non-Hispanic White, non-Hispanic Black, non-Hispanic Amer-Indian, non-Hispanic Asian/Pacific Islander, and non-Hispanic other. Because of low cell counts, we exclude non-Hispanic Amer-Indian, non-Hispanic Asian/Pacific Islander, and non-Hispanic other from the analysis and focus on non-Hispanic Whites, non-Hispanic Blacks, and Hispanics.

Examine the results of the [crosstab with RESPONDENT\\_RACE and PARTNER\\_RACE](#). What percentage of White respondents indicated that their partner is also White? Who are Black and Hispanic respondents most likely to choose for partners?

**Age**--To see if respondents tend to partner with people close to them in age, we can compare the mean age of partners (Q9) by respondents' age categories. Examine the results of the [crosstab with Q9 and Q10](#). Regardless of respondents' age, do respondents tend to partner with people close to them in age?

## Interpretation & Summary

**Education**--According to respondents' education level, who are they most likely to partner with? Examine the results of the [crosstab with Q11 and Q12](#).

Think about your answers to the application questions before you click through to the interpretation guide for help in answering them.

### Questions

- What percentage of White respondents indicated that their partner is also White? Who are Black and Hispanic respondents most likely to choose for partners?
- For respondents aged 18-24, what is the mean partner age? What about respondents aged 25-34, 35-44, 45-54, 55-64, and 65-74? Do respondents of a certain age, tend to choose partners within their own age group?
- Who are college-educated respondents most likely to be partnered with? What about those with a high school diploma or less? See in the results?
- Which respondents are most likely to have a partner who belongs to the same race as they do?
- What percentage of Republican respondents said that their partner is also a Republican? Who are those who said "other" most likely to be partnered with?
- What percentage of respondents indicated that they met their partner at work? What percentage said private party? Internet dating service? Does it appear to be true that routine activities are an important influence on the development of relationships?

**설문항으로 적용할 수 있는 다양한 통계 분석 방법을 제시합니다.**

**ICPSR에 있는 자료를 통해 Interpretation의 질문 내용에 답해 보며 중간 과정물을 어떤 식으로 적용해야 할지 응용해볼 수 있습니다.**

# EXERCISE MODULES

## Data-Driven Learning Guides

### Stand-alone exercises that use online data analysis to teach social science concepts

These standardized exercises introduce (or reinforce) key concepts in the social sciences by guiding students through a series of questions and related data analyses. Analyses are preset so students can focus on content rather than mechanics of data analysis. To assist instructors with selection, guides are also categorized by the most sophisticated statistical test presented in the exercise.

- [View All](#)
- [Browse by Analysis Method](#)

## Exercise Modules

These resources are made up of sequenced activities. While assignments may be created using a few of the exercises in a set, the full package must be used to meet the stated learning objectives for each. Exercise Sets are often appropriate for Research Methods courses and more substantively focused courses.

- [Exploring Data Through Research Literature](#)
- [Investigating Community Capital](#)
- [Voting Behavior: The 2012 National Election Study \(SETUPS\)](#)
- [ICPSR Studies with Instructional Content](#)
- [International Data for Teaching](#)
- [Exercises at the Social Science Research & Instructional Center, using the 2014 General Social Survey](#) ↗

## Crosstab Assignment Builder

### A utility to build simple tables to share with students; the instructor can limit variables and analysis options

The Crosstab Assignment Builder allows faculty to select subsets of variables for students to use in creating crosstabulation tables. The instructor [selects a dataset](#), identifies relevant variables, and chooses options related to the desired level of student

**방법론을 공부하는데 필요한 자료를 제공합니다. 데이터를 다루기 위해 어떤 순서대로 접근해야 하는지에 따라 리스트를 안내합니다.**

## EXERCISE MODULES

## Resources for Students

## Learning Support

- [How to Read a Journal Article](#) - Tips and tricks to make reading and understanding social science journal articles easier.
- [A Guide to Interpreting SPSS Output](#) - How to interpret frequency distributions, crosstabulations, correlations, and OLS regressions done in SPSS. Used in teaching undergraduate Introduction to Statistics.
- [Data Citations](#) - Citing data is as important as citing literature used in a paper. This is a discussion of why and how to properly cite data.
- [Data Management Plans](#) - Guidance for writing data management plans for the first time. Information from the Institute of Health and National Science Research.

## Research Paper Competition

The [ICPSR Research Paper Competition](#) seeks to highlight excellent research. The competition categories address research and publication in the ICPSR Bulletin.

## Summer Program

The [Summer Program](#) provides a rich instructional environment for students interested in research. The Summer Program is held in Arbor.

## Webinars and Tutorials

The [ICPSR YouTube Channel](#) provides a variety of topics, including finding what you need, SPSS, and Stata code, etc.

## Resources for Teachers

- [Videos on Teaching](#)
- [External Resources for Teaching Undergraduates](#)

## Videos on Teaching

ICPSR hosts its instructional videos on YouTube:

- [Data, Data Everywhere and Not a Number to Teach!](#) - Focuses on teaching students how to evaluate the data with "numbers" that can be used in teaching and examples of their quantitative.
- [Encouraging Students to Use Their Sociological Imagination](#) - Dr. Jim Jones, professor emeritus of sociology at Cleveland State University, shares how his level courses become familiar with data analysis using U.S. census data.
- [Helping Students to Measure Income and Health Inequality](#) - Dr. Rongjun Sun, professor of sociology at Cleveland State University, describes his procedures for having and infant mortality rates of the 20 richest and 20 poorest counties in the U.S.
- [In-Depth with ICPSR - ICPSR Education and Teaching Services](#) - Lynette Hoelter, Director of Instructional Resources, presents an overview of ICPSR's educational and teaching services.
- [Integrating Data Analysis at the Community College](#) - How to use ICPSR's collection of data and tools to make your teaching more effective.
- [Making Research Methods Fun \(or at Least Tolerable\)](#) - How to use ICPSR's collection of data and tools to make your teaching more effective.
- [Resource Center for Minority Data \(RCMD\) Today - Health data](#) - Introduces users to the Resource Center for Minority Data (RCMD) and the data acquisitions and data enhancements available through RCMD.

**학생뿐만 아니라 교수들을 위한 자료를 다양하게 제공합니다.**

**[학생 자료]**


**자료를 다룰 때 저널은 어떻게 읽어야 하는지, SPSS 분석 해석은 어떻게 해야 하는지 등의 자료를 다루는 방법에 대해 안내합니다.**

**[교수 자료]**


**YouTube의 ICPSR 채널을 통해 학생들에게 데이터, 방법론이나 ICPSR을 교육할 때 도움이 될만한 자료들을 제공하고 있습니다. 학부생들을 위한 자료도 있으므로 폭넓은 범위의 학생들을 지도하는데 적합합니다.**



# CONTENTS

1   
**ICPSR  
Introduction**

2   
**Find Data**

3   
**Search/  
Compare  
Variables**

4   
**Data-related  
Publications**

5   
**Utilize  
Resources**

6   
**Start  
Sharing Data**

7   
**Summer  
Program**



# DATA PREPARING AND ARCHIVING



## 데이터 기탁 및 공유의 중요성

- 저장된 데이터는 수없이 많은 생산물과 데이터 생산자들의 퀄리티를 높입니다.  
(Pienta, 2010).
- 공유된 데이터는 연구자들이 데이터를 실험하고 재생산하는데 사용됩니다.



## 데이터 보호 및 보관을 위한 플랜

- 데이터의 이용을 최대한 늘리고 미래에 확실히 사용될 수 있도록 데이터를 관리하며 계획을 세우는 것이 필요합니다.
- 데이터 아카이브는 기나긴 사회 과학의 발전, 미래 연구의 이익, 데이터 생산자를 돕는 역할을 합니다.

# SHARING DATA

세 가지 종류의  
데이터를  
기탁 받아  
제공합니다



## Data file

Data screening 이 완료된 각종 데이터 파일(SPSS, STATA, SAS 등)들을 제공받고 있습니다.



## Documentation

데이터 해석, 코드북, 문헌 정보, 통계 자료 등 자료를 설명하는 내용이 담긴 필수적인 자료입니다.



## Description

데이터 이용자들에게 필요한 데이터에 관한 정보(수집 방법, 변수 정보)들의 요약본 입니다.

※ 자료 기탁은 ICPSR 홈페이지를 통해 신청할 수 있으며, 그 외에도 직접 데이터를 업로드 하는 Open ICPSR 등을 통해 기탁 가능합니다. Open ICPSR은 별도의 홈페이지가 있으나 Open ICPSR을 통해 기탁된 데이터는 ICPSR에서도 확인할 수 있습니다.

# DATA MANAGEMENT & CURATION

## Data Management & Curation

ICPSR stores, curates, and provides access to scientific data so others can reuse the data and validate research findings. Curation, from the Latin "to care," is the process that ICPSR uses to add value to data, maximize access, and ensure long-term preservation.

Data curation is akin to work performed by an art or museum curator. Through the curation process, data are organized, described, cleaned, enhanced, and preserved for public use, much like the work done on paintings or rare books to make the works accessible to the public now and in the future. With the modern Web, it's increasingly easy to post and share data. Without curation, however, data can be difficult to find, use, and interpret. Through curation, ICPSR provides meaningful and enduring access to data.

### Quality



Data at ICPSR are enhanced with meaningful information to make it complete, self-explanatory, and usable for future researchers. As a repository, ICPSR adheres to standards that demonstrate it is organizationally, procedurally, and technologically sound as a trustworthy data custodian.

- [Preparing Data for Archiving](#)
- [Guide to Archiving Social Science Data for Institutional Repositories](#) (pdf)
- [Curating Data at ICPSR](#)

### Preservation



Digital preservation is the proactive and ongoing management of digital content to lengthen the lifespan and mitigate against loss. ICPSR preserves its data resources for the long-term, guarding against deterioration. ICPSR has a digital preservation research...

- [Tr](#)
- [Di](#)

**데이터 관리에 대해 기본적으로 알아야 할 정보를 카테고리 별로 나눠 제공합니다. 원하는 링크를 클릭하여 참고합니다.**

### Access




### Confidentiality






# CONTENTS

1   
**ICPSR  
Introduction**

2   
**Find Data**

3   
**Search/  
Compare  
Variables**

4   
**Data-related  
Publications**

5   
**Utilize  
Resources**

6   
**Start  
Sharing Data**

7   
**Summer  
Program**

# SUMMER PROGRAM



- 1963년부터 진행된 ICPSR 여름 프로그램은 사회과학의 양적 연구를 지원합니다.
- 2개의 세션으로 나눠 4주간 데이터 분석, 통계 기술, 방법론에 이르는 다양한 트레이닝 코스가 준비되어 있습니다.
- 350여 개에 이르는 대학과 공공 기관에서 프로그램에 참여하고 있으며 폭넓은 인적 네트워크를 형성합니다.

※ 코스 안내나 기간 등의 자세한 사항에 관한 내용은 ICPSR 내의 Summer Program 페이지를 참고하세요.

※ 관련 문의는 한국사회과학데이터센터([02-460-9466](tel:02-460-9466) & [leejy@ksdc.re.kr](mailto:leejy@ksdc.re.kr)) 로 연락 바랍니다.



<http://icpsr.umich.edu/>

**KSDC**

 02-460-9466

 [leejy@ksdc.re.kr](mailto:leejy@ksdc.re.kr)



**KSDC**  
KOREAN SOCIAL SCIENCE DATA CENTER



**ICPSR**

INSTITUTE FOR  
SOCIAL RESEARCH  
UNIVERSITY OF MICHIGAN