

Plagiarism prevention, Insight for writing

Turnitin Feedback Studio

How to use

for Professors & researchers

Turnitin Korea

1. Check before you begin [p.3]
2. Creating an account [pp.4-7]
3. Using 'Quick Submit' to check your paper [pp.8-13]
4. How to interpret Turnitin's Originality Reports [pp.14-20]
5. AI detection [p.21]
6. Checking student papers (online class) [pp.22-27]
7. Commenting & grading options [pp. 28-29]
8. Contact info [p.30]

Check before you begin

1. Acceptable browser types

Use a Chrome Browser rather than Internet Explorer (IE) even though Turnitin works on all browser types including chrome, IE, Safari, Firefox

- Download chrome browser URL :

<https://www.google.co.kr/chrome/browser/desktop/>



2. Acceptable file types

Any file types are acceptable including MS Word(.doc/.docx), PDF, Text file (.txt), Google docs, PPT files (.ppt/.pptx), Excel(.xls, .xlsx), Hangul(.hwp), etc. (**Except that** HWP files (Hangul file) can lead to an error due to a compatibility issue. Please convert the file to MS-Word or PDF, which is a quick fix for a Turnitin upload error for hwp file)

- Only files with texts can be read, not the scanned image files or pdfs with watermarks added.

Creating an account


1. Send an email to edulibrary@pusan.ac.kr
* **Include the following items:** Name / School and department / Email address

2. 1) Open Welcome mail (sender: [Turnitin Noreply]), Click [**시작하기**]
2) Click [**비밀번호 만들기**] on a pop up screen
3) On [계정 설정] screen, Email address and Last name
4) Go back to your email inbox, Open [**Turnitin 비밀번호 만들기**],
click [**Turnitin 계정 설정을 완료하려면 여기를 클릭하여 비밀번호를 생성하십시오**]



3. Note that the url link in the welcome mail is valid for 24 hours. If you happen to fail to activate the url and reset the password within that time frame, please send an email to the admin to put you in the system again.

Creating an account continued



Turnitin에 오신 것을 환영합니다.

오 하창 님, 안녕하세요.

Yoo Jay 님이 귀하를 Turnitin Institute 계정에 강사로 추가하였습니다.

새로운 Turnitin 강사로, 전 세계 교육 전문가 커뮤니티에 참여하게 되었습니다. 귀하와 함께 할 수 있어 기쁩니다.


지금 클래스를 설정하시겠습니까?

시작하기

문제가 발생할 경우 help.turnitin.com을 방문하여 필요한 안내를 확인하시기 바랍니다.

감사합니다.

Turnitin



1. 비밀번호 만들기

Turnitin 계정 비밀번호를 만들고 보안 정보를 설정하려면 이메일 주소와 성을 입력해야 합니다. 이 정보는 시작 이메일에서 확인할 수 있습니다. 그런 다음 Turnitin에 로그인하여 계정을 인증 설정할 수 있습니다.

2. 클래스 만들기

클래스 만들기는 해당 기관에 제공되는 Turnitin 서비스의 사용을 위한 첫 번째 단계입니다. Turnitin 클래스는 과제를 그룹화하여 학생 제출물을 쉽게 정리할 수 있도록 합니다. 클래스를 만든 후에는 과제 만들기를 시작할 수 있습니다.

[더 자세한 사항 읽기](#)

3. 과제 만들기

클래스가 준비되면 첫 번째 과제를 설정할 수 있습니다. Turnitin 과제는 학생 제출물을 받는 기준을 형성합니다. 과제를 설정한 후에는 학생을 클래스에 추가합니다.

[더 자세한 사항 읽기](#)

4. 학생 추가

학생 세 가지 방법으로 추가할 수 있습니다. 학생을 한 명씩 추가하거나 목록을 업로드하여 다수의 학생을 한 번에 추가하는 방법 중 편리한 방법을 사용하십시오. 또는 학생이 원하는 시간에 직접 등록하도록 할 수도 있습니다.

[더 자세한 사항 읽기](#)

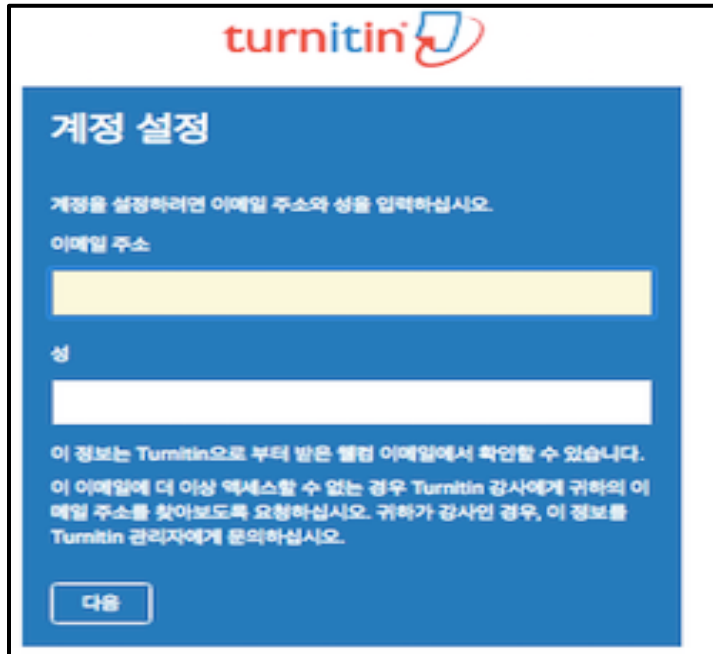
Turnitin 사용을 시작하시겠습니까?

비밀번호 만들기

이 확인자는 PDF로 다운로드하여 나중에 찾아볼 수도 있습니다.
이 정보를 비롯한 더 많은 정보를 guides.turnitin.com에서 확인할 수 있습니다.

Creating an account continued

1. Type in your Email address and your last name and click the [다음] button.



turnitin

계정 설정

계정을 설정하려면 이메일 주소와 성을 입력하십시오.

이메일 주소

성

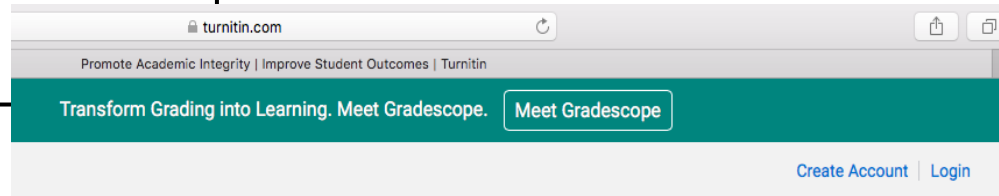
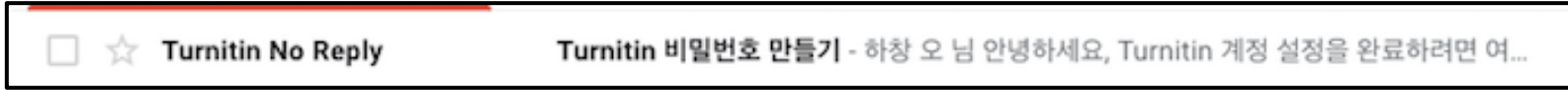
이 정보는 Turnitin으로부터 받은 헬렌 이메일에서 확인할 수 있습니다.
이 이메일에 더 이상 액세스할 수 없는 경우 Turnitin 감사에게 귀하의 이메일 주소를 찾아보도록 요청하십시오. 귀하가 감사인 경우, 이 정보를 Turnitin 관리자에게 문의하십시오.

다음



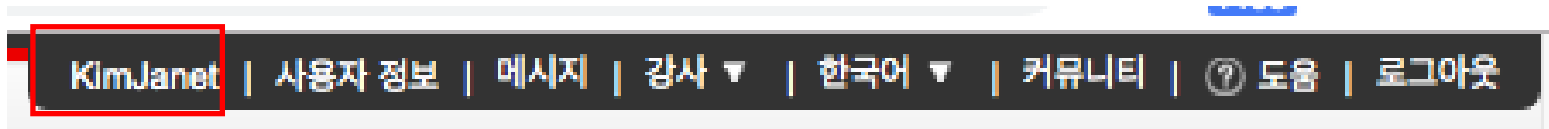
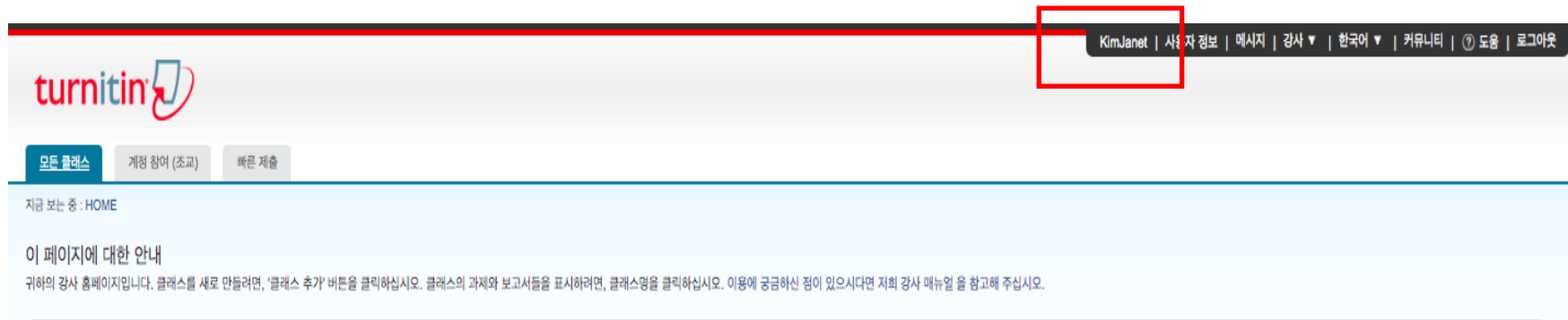
Creating an account continued

2. Click the link in the email to change your password.



Using “Quick Submit” to check your paper


After logging in on www.turnitin.com, Click on your name button on the top where you can change account information.



Using “Quick Submit” to check your paper

Change “No” to “Yes” for the “Activate quick submit” column and then click “Submit” button at the bottom.

User Information/Account Settings

User Information 

User name
(Must be a valid email address)


Current password
(To update your password, enter your current password and your new password below. Please note that the fields are case sensitive and your password must be at least 8 characters long. Don't forget to click submit at the bottom!)

[Forgot your password?](#)

New password
Changing your password will end your current session and ask you to log in.

(Case sensitive, must be at least 8 characters)

Confirm password

Account Settings 

Default user type

Default submission type

Activate quick submit

Items per page

File download format

Show page info

Send me email updates

Use class homepage link

Secret question

Question answer

Last name

First name

Display names as

First name (Space) Last name (example: John Smith)

Last name (Space) First name (example: Smith John)

Last name (No space) First name (example: SmithJohn)

Link URL

Link name

Submit

Using “Quick Submit” to check your paper

Click “Quick submit” tab after you’ve activated quick submit feature, and click “Submit” button under your university name to upload your file.

The screenshot shows the Turnitin user interface. At the top, there is a navigation bar with links for 'KimJanet', 'User Info', 'Messages', 'Instructor', 'English', 'Community', 'Help', and 'Logout'. Below this, the main header features the Turnitin logo and three tabs: 'All Classes', 'Join Account (TA)', and 'Quick Submit'. The 'Quick Submit' tab is highlighted with a red box. Below the header, the page title is 'NOW VIEWING: HOME'. A section titled 'About this page' provides instructions for creating a class and viewing assignments. A dropdown menu is set to 'Zinnia University'. Below this, the page title is 'NOW VIEWING: NEW PAPERS'. A 'Submit' button is highlighted with a red box. Below the button is a table of submitted papers.

<input type="checkbox"/>	AUTHOR	TITLE	SIMILARITY
<input type="checkbox"/>	KJ	test	3% ■
<input type="checkbox"/>	KimSookhyun	2차심사_친환경 패러다임에 기초한 >...	10% ■
<input type="checkbox"/>	KimSookhyun	2차심사_친환경 패러다임에 기초한 >...	12% ■
<input type="checkbox"/>	KimJanet	test 2	70% ■
<input type="checkbox"/>	KimJk	test 3	70% ■
<input type="checkbox"/>	KimJanet	test	100% ■

Using “Quick Submit” to check your paper

Customize your search. Click on all the items for all the boxes to include all the Databases available. Click on the “No repository” (MUST) which means that you don’t intend to save your paper in Turnitin’s databases. Click “Submit”

Customize Your Search

To customize your search targets, select the databases you would like to include when comparing papers submitted to this assignment. Click submit to add the assignment to your class homepage.

- Search the internet**
Includes the current content of relevant internet sources, and also contains content no longer available on the live internet that we have stored in our proprietary database.
- Search student papers**
Includes papers submitted to Turnitin. This database contains millions of documents.
- Search periodicals, journals, & publications**
Includes content contained within licensed commercial databases; includes many popular periodicals, publications, and academic journals.
- Search the iParadigms**
Includes all papers submitted to

Submit papers to: ?

no repository

standard paper repository
Institution paper repository
 no repository

Using “Quick Submit” to check your paper

Write your first name, last name, title, and submit the file you’d like to upload after click “**browse**” button. Click “**upload**” button at the bottom.

Submit: [Single File Upload](#) ▾

First name

Last name

Submission title

The file you are submitting will not be added to any repository.

What can I submit?

Choose the file you want to upload to Turnitin:

 Choose from Dropbox

 Choose from Google Drive

We take your privacy very seriously. We do not share your details for marketing purposes with any external companies. Your information only be shared with our third party partners so that we may offer our service.

In the next page, Click on the “**Confirm**” button to complete your upload.

Processing: 50_min_Copy of Gradescope_demo_JK.pptx

Author:
kimjk

Assignment title:
Quick Submit

Submission title:
title

You must click confirm to complete your upload.
Your preview is taking longer than expected to generate. Your full digital receipt and file will appear in your account within a few hours.

We take your privacy very seriously. We do not share your details for marketing purposes with any external companies. Your information only be shared with our third party partners so that we may offer our service.

You can also use [Multiple file upload] [Zip file upload] [Cut & paste upload]

Submit: Cut & Paste Upload ▾

Multiple File Upload

Single File Upload

Zip File Upload

First name

Last name



Submission title

Cut and paste your paper

How to understand Turnitin's originality reports

1. Your originality results will be ready in 5 minutes. Refresh the page or click F5.

Once you see the colored box and the percentage under Similarity, your results are ready. Please **click the colored box or the Similarity index (number)** to access the result page.

제출						
<input type="checkbox"/>	저자	제목	유사성		파일	보고서 ID
<input type="checkbox"/>	홍길동	샘플	53% 			630665061

2. Click the first button in the red section in the side panel to see the match overview.

The majestic blue whale, the goliath of the sea, certainly stands alone within the animal kingdom for its adaptations beyond its massive size. At 30 metres (98 ft) in length and 190 tonnes (210 short tons) or more in weight, it is the largest existing animal and the heaviest that has ever existed. Despite their incomparable mass, aggressive hunting in the 1900s by whalers seeking whale oil drove them to the brink of extinction. But there are other reasons for why they are now so endangered.

The blue whale's common name derives from bluish-hue that covers the upper side of its body, while its Latin designation is *Balaenoptera musculus*.

Upon clicking the 1) button (Originality index button), you can see the match overview of matched sources. If you need to download the results and hand in the pdf copy of this to the school or the office, please click 5) button.

1) Originality Index: The number you see (ex. 43) is the Originality index and not plagiarism. Upon clicking this number, you can see the match overview. When clicking each matched source, you'll be directed to the matched parts in context in the paper.

2) Match breakdown: This button shows you all the matched sources in details. exclude some sources by double clicking them and select "exclude sources"

3) Filter: You can exclude direct quotes (Parts in double quotation marks), bibliography (parts under "references") from your originality results

4) Undo: Reset settings of 3) button

5) Download: downloading the pdf of the results (click [current view])

If you need to submit Turnitin Originality report to your school, it is the pdf file you can download by clicking 'download' icon and choosing 'current view'

대학생의 애착유형에 따른 공감능력 및 정서조절양식의 차이*

이 우 민**

< 목 차 >

- I. 서론
- II. 연구방법
- III. 결과
- IV. 논의

I. 서론

대학생 시기는 곧바로 다가오는 성인기의 삶을 대비하는 과도기적 준비기로 자기에 대한 관심과 학습하고 사회와 환경에 적응해야 하는 것이 중요한 발달과업이라 할 수 있다. 이 시기의 긍정적 적응 여부는 이후의 성인기에까지 영향을 미치게 되므로, 심리적으로 건강하고 행복을 누리는 것은 대학생 개인뿐만 아니라 건강한 사회를 위해서도 매우 중요하다. 우리나라 대학생들은 보통 입학취주의 교육세계로 인해 여러 가지 고민들이 유발되다가, 대학생이 되고 난 후부터 비로소 갑자기 가치관, 진로, 적성, 이성관계, 대인관계 등 새로운 문제에 당면하게 된다(이시은, 2009). 또한 최근 취업난이 심해지면서 대학생들이 소위 '스펙' 관리에 몰두

* 이 논문은 2016-2017학년도에 청주대학교 학술연구소가 지원한 학술연구조성비(특별연구과제)에 의해 연구되었음

A vertical sidebar of icons from the Turnitin interface. From top to bottom: a red circle with a white '1' (Originality Index), a red circle with a white '2' (Match Breakdown), a red circle with a white '3' (Filter), a red circle with a white '4' (Undo), a red circle with a white '5' (Download), a black circle with a white '6' (Help), a purple circle with a white '7' (ETS logo), and a white circle with a black '8' (Info). The buttons 1 through 5 are enclosed in a red rectangular box.

- 1)
- 2)
- 3)
- 4)
- 5)

The first of these, Hong Kong Martial Arts Living Archive (HKMALA), was instigated in 2012 and is an ongoing research collaboration between the International Guoshu Association, City University of Hong Kong, and the Laboratory for Experimental Museology (eM+) at EPFL, and has resulted in seven international exhibitions, including *Kung Fu Motion* at EPFL's ArtLab (2018)¹ and the Immigration Museum Melbourne in 2017, and *300 Years of Hakka Kung Fu* (2016)² at the Heritage Museum and CityU Gallery, Hong Kong, China. The archiving project responds to the decline of Southern Chinese Kung Fu in mainland China, where a significant portion of traditional martial arts have already vanished. Hong Kong remains a vibrant center for elite practitioners and is home to some of the most prominent martial artists in the world; however rapid urban development, population growth, cultural transformation and the aging of the masters are endangering these practices.

HKMALA brings together historical materials with creative visualizations derived from advanced documentation processes, including motion capture, motion-over-time analytics, 3D reconstruction, and panoramic video (Figures 1 and 2). These archival materials are re-interpreted and re-performed through the mediums of augmented virtual reality and interactive media art, such as *Kung Fu Visualization*³ (2016). As a panoptic virtual reality environment, the Re-ACTOR system shows the intricate dynamics of the kung fu master's reenacted performances via serial 3D motion-captures from six different points of view, with an interactive control panel that allows visitors to select six different visualization styles that elucidate the underlying dynamics of the master's movements (Figures 3 and 4).

The HKMALA 'living archive' also uses new immersive and interactive display paradigms to perpetuate the performance of past masters for future generations. The *Kung Fu Weapons Archive*⁴ (2016) is a linear navigator that provides a sliding panorama of Hakka Kung Fu weapons and training tools, as well as interactively located video demonstrations of their use by Kung Fu masters. Whenever the viewer slides the screen over one particular object, it triggers a short video clip showing the Kung Fu master's handling of that respective weapon or training tool (Figure 5). With these new approaches HKMALA creates practical strategies for encoding, retrieving, and reenacting



일치 개요		
28%		
1개(총 1개 중) 일치		
1	kungfumotion.live 인터넷 소스	7%
2	www.tandfonline.com 인터넷 소스	4%
3	scholars.cityu.edu.hk 인터넷 소스	3%
4	University of Hong Kon... 학생 보고서	2%
5	link.springer.com 인터넷 소스	1%
6	Sarah Kenderdine, Jeffr... 출판물	1%
7	Dan Richardson, Clara ... 출판물	1%
8	sarahkenderdine.info 인터넷 소스	1%

If you click this button, you can see all the matched sources including sub sources.

The first of these, Hong Kong Martial Arts Living Archive (HKMALA), was instigated in 2012 and is an ongoing research collaboration between the International Guoshu Association, City University of Hong Kong, and the Laboratory for Experimental Museology (eM+) at EPFL, and has resulted in seven international Immigrant Museum and City Southern Chinese have already varied some of the most population growth practices.

performance of past Masters for future generations. Kung Fu Motion derives from a longitudinal research project, the Hong Kong Kung Fu Living Archive (instigated in 2012). This ongoing research is a collaboration between the International Guoshu Association, City University of Hong Kong, and the Laboratory for Experimental Museology (eM+), Digital Humanities Institute, EPFL. In mainland China, a significant portion of traditional martial arts

HKMALA brings together historical materials with creative visualizations derived from advanced documentation processes, including motion capture, motion-over-time analytics, 3D reconstruction, and panoramic video (Figures 1 and 2). These archival materials are re-interpreted and re-performed through the mediums of augmented virtual reality and interactive media art, such as *Kung Fu Visualization*³ (2016). As a panoptic virtual reality environment, the Re-ACTOR system shows the intricate dynamics of the kung fu master's reenacted performances via serial 3D motion-captures from six different points of view, with an interactive control panel that allows visitors to select six different visualization styles that elucidate the underlying dynamics of the master's movements (Figures 3 and 4).

The HKMALA 'living archive' also uses new immersive and interactive display paradigms to perpetuate the performance of past masters for future generations. The *Kung Fu Weapons Archive*⁴ (2016) is a linear navigator that provides a sliding panorama of Hakka Kung Fu weapons and training tools, as well as interactively located video demonstrations of their use by Kung Fu masters. Whenever the viewer slides the screen over one particular object, it triggers a short video clip

sarahkenderdine.info
인터넷 소스

Source	Percentage
sarahkenderdine.info 인터넷 소스 - 4개 URL	14%
installations-and-curated-e...	7%
fullcv_kenderdine.pdf	4%
installations-and-curated-e...	3%
installations-and-curated-e...	2%
vimeo.com 인터넷 소스 - 4개 URL	11%
www.jeffreyshawcomp... 인터넷 소스 - 6개 URL	11%
kungfumotion.live 인터넷 소스 - 2개 URL	9%
scholars.cityu.edu.hk 인터넷 소스 - 6개 URL	7%
University of Newcastl... 학생 보고서 - 3개 보고서	6%
Elisa Giaccardi, Leysia ... 출판물	5%

Exclude Sources

Also, you can exclude particular sources for a better review process, click on the “**Exclude sources**” button at the bottom, click on the boxes for the sources that you’d like to exclude, and click “**Exclude**” You can restore these excluded sources after reviewing by click the “undo” button (the bottom button for the red side panel section), and click “**Restore all**”.

The screenshot shows a list of sources under the heading "All Sources". The list includes:

Source	Percentage
www.idrc.ca Internet Source	34%
www.mtnforum.org Internet Source	34%
idrc.ca Internet Source	34%
idl-bnc.idrc.ca Internet Source	34%
www.eepsea.org Internet Source - 2 urls	33%
www.crdi.org Internet Source - 2 urls	33%
idrc.org Internet Source - 2 urls	33%
web.idrc.ca Internet Source	31%
www.panchavatisociet... Internet Source - 2 urls	31%

At the bottom of the list, there is a button labeled "Exclude Sources" which is highlighted with a red box.

The screenshot shows the same "All Sources" list. Two sources are selected with checkboxes: "www.idrc.ca" and "www.mtnforum.org". At the bottom of the list, a red button labeled "Exclude (2)" is highlighted with a red box. Below this button, the text "Recalculate originality score" is visible. A "Cancel" button is also present to the right of the "Exclude (2)" button.

The screenshot shows a list of excluded sources under the heading "Excluded Sources". The list includes:

- http://www.idrc.ca/openebooks/3...
Internet Source
- *Food sovereignty and uncultivate...
Internet Source

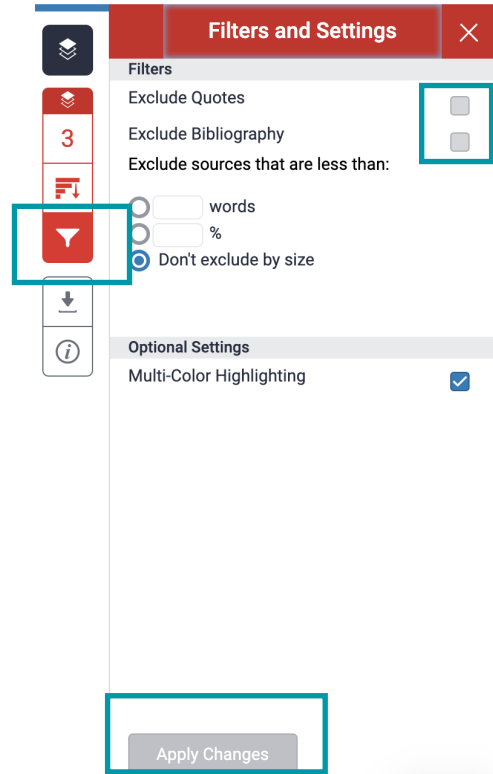
At the bottom of the list, there is a button labeled "Restore All" which is highlighted with a red box. To the left of this button, there is a button labeled "Restore (0)".

Filter icon (exclusion options)

1) If you'd like to **exclude direct quotes in double quotation marks** when you review the result, click on the box next to **'Exclude Quotes'** and click **'Apply Changes'** button at the bottom. If you'd like to undo it, please click on the box once again to uncheck it, and click **'Apply changes'** button.

2) If you'd like to **exclude a "references" section** in your paper, please click on **'Exclude Bibliography'** button and click **'Apply Changes'** button. If you want to undo it after reviewing the result, you can restore the excluded parts by clicking the box next to **'Exclude Bibliography'** button and **'Apply Changes'** button again.

*These options are available for your step-by-step approach when you review the result. First, the matched parts without direct quotes, Second, parts that are in double quotation marks, third, the technical parts - which is the references section, for example.



Click the originality button > Download icon > Current view to download the originality report. This is needed when you're asked to submit your originality result to a professor or the administrative office.

Download

↓ Current View

↓ Digital Receipt

↓ Originally Submitted File

Filters and Settings

Filters

Exclude Quotes

3 Exclude Bibliography

Exclude sources that are less than:

words

%

Don't exclude by size

Optional Settings

Multi-Color Highlighting

Apply Changes

TEST

복합성 보고서

53%

유사성 지표

53%

인자성 출처

0%

출판물

0%

학생 보고서

인자 출처

1 www.lgeri.co.kr

인자성 출처

47%

2 knowledge.lg.co.kr

인자성 출처

3%

3 001ti.tistory.com

인자성 출처

2%

4 www.happycampus.com

인자성 출처

<1%

5 m.blog.daum.net

인자성 출처

<1%

6 self-guided.com

인자성 출처

<1%

7 kind.krx.co.kr

인자성 출처

<1%

인용문 제외

커질

일치 제외

커질

링크 포함 제외

커질

AI Writing detection

1. AI detection feature is available as a paid option. Click on the AI button to see how much of the paper and where in the paper is considered to be written by AI writing tools such as ChatGPT (Minimum 300 words/ Maximum 15,000 words)


The screenshot displays a document editor interface for a document titled "The Goliath of the Sea" by Sally Jones. The document content includes a section titled "The Goliath of the Sea" with a red highlight and a paragraph describing the blue whale. An image of a blue whale's tail is included. A "Match Overview" sidebar on the right shows a 63% match score and a list of four sources. A red box highlights an "AI 75%" detection box. A Turnitin overlay on the right shows a comparison of the document text with a source from en.wikipedia.org.

feedback studio

Sally Jones | The Goliath of the Sea | 1 of 17

2 The Goliath of the Sea

The majestic blue whale, the goliath of the sea, certainly stands alone within the animal kingdom for its adaptations beyond its massive size. At 30 meters (98 ft) in length and 190 tons (210 short tons) or more in weight, it is the largest existing animal and the heaviest that has ever existed. Despite their incomparable mass, aggressive hunting in the 1900s by whalers seeking whale oil drove them to the brink of extinction. But there are other reasons for why they are now so endangered.



Blue-Whale *Balaenoptera Musculus*

The blue whale's common name derives from bluish-hue that covers the upper side of its body, while its Latin designation is *Balaenoptera musculus*. The blue whale belongs to the Mysticeti suborder of cetaceans, also known as baleen whales, which means they have fringed plates of fingernail-like material, called baleen, attached to their upper jaws. Blue whales feed almost exclusively on krill, though they also take small numbers of copepods. An adult blue whale can eat up to 40 million krill in a day.

Match Overview

63%

- 1 en.wikipedia.org Internet Source
- 2 www.scribd.com Internet Source
- 3 animals-partner.blogsp... Internet Source
- 4 answers.yahoo.com Internet Source


AI 75%

turnitin

Sally Jones
The Goliath of the Sea

The Goliath of the Sea

The majestic blue whale, the goliath of the sea, certainly stands alone within the animal kingdom for its adaptations beyond its massive size. At 30 meters (98 ft) in length and 190 tons (210 short tons) or more in weight, it is the largest existing animal and the heaviest that has ever existed. Despite their incomparable mass, aggressive hunting in the 1900s by whalers seeking whale oil drove them to the brink of extinction. But there are other reasons for why they are now so endangered.



Blue-Whale *Balaenoptera Musculus*

The blue whale's common name derives from bluish-hue that covers the upper side of its body, while its Latin designation is *Balaenoptera musculus*. The blue whale belongs to the Mysticeti suborder of cetaceans, also known as baleen whales, which means they have fringed plates of fingernail-like material, called baleen, attached to their upper jaws. Blue whales feed almost exclusively on krill, though they also take small numbers of copepods. An adult blue whale can eat up to 40 million krill in a day.

These gargantuan beasts used to dominate all the oceans of the Earth up until the late nineteenth century, when the technology was developed to effectively hunt and harvest them. In 1864, the Norwegian Svend Foyn equipped a steamboat with harpoons specifically designed for catching large whales. This led to the killing of hundreds of thousands of whales up until 1966, when the International Whaling Commission banned the practice.

The blue whale certainly appears grand in size and beauty, but the sounds it produces and how it communicates are also sublime. Amazingly, their vocalizations can reach 155 and 188 decibels and have a frequency range of 10 to 40Hz. Though they typically do not "sing" in the same way that Humpback whales do, some subspecies have been observed producing songs that consist of up to four notes. Blue whale calls are still not fully understood, and scientists are currently working on determining their purposes. Among the hypotheses, researchers believe the calls could serve to determine one's geographic location, identify individuals, or locate prey.

In this regard, blue whales exhibit the capability to use echolocation, which is the same as active sonar used by bats to find their prey. The identification of these calls is also

Checking student papers & giving feedback

1. Click on the 'All classes' tab, click on 'Add class', type in the class name, enrollment key (English or numbers), select the subject, student level, and click 'submit', 'continue', and click on the class name

Kim김미경(교수) | User Info | Messages (3 new) | Instructor ▼ | English ▼ | Community | ? Help | Logout



All Classes

Join Account (TA)

Quick Submit

Janet's Test Account

+ Add Class

All Classes

Expired Classes

Active Classes

Janet's Test Account

Class ID	Class name
38558051	Turnitin Class
40409266	셀프 체킹
40934281	논문 검사
42995708	대학영어

Class settings

* Class name 대학영어

* Enrollment key 2024turnitin

* Subject Foreign Language x

* Student level(s) 학사 x

Class start date 03-Mar-2024

* Class end date 04-Mar-2025

Cancel

Submit

Checking student papers & giving feedback

2. Click 'Add Assignment' > Type in the assignment name > Click on the 'optional settings'

대학영어

CLASS HOMEPAGE | QUICKMARK BREAKDOWN

+ Add Assignment

START

DUE

POST

STATUS

ACTIONS

About this page

To create an assignment, enter an assignment title and choose the start and due dates for the assignment. If you like, you can enter an additional assignment description. The assignment will be checked against all of our databases. If you would like to create a custom search or view other advanced assignment options, click the "Options" link.

Title

중간 과제

Max Grade

100

Instructions

Assignment instructions

Start Date

2024-03-04 14:19

Due Date

2024-03-11 14:19

Submit papers to

Do not store the submitted papers

✓ Standard paper repository

Institution paper repository

Do not store the submitted papers

Feedback Release Date

2024-03-11 14:19

Enable PeerMark

Optional Settings

If you'd want to check students' collusion (among your students), select 'submit papers to Standard paper repository' to save all your students' papers in Turnitin's databases. If not, select 'Do not store the submitted papers'.

Submit

Checking student papers & giving feedback

2. Customize the settings as you like. Please note that you should click **‘Generate reports on due date (students can re-submit until due date)’** for ‘Generate Similarity Reports for student submission’ to check student collusion among your students (And **‘Submit papers to Standard repository’** in the previous step) > Click ‘Submit’

Submission settings

- Allow submission of any file type [?](#)
- Allow late submissions [?](#)
- Enable grammar checking using ETS® e-rater® technology [?](#)

Select ETS® handbook

High School

- US English Dictionary
- UK English Dictionary
- Both US and UK

Categories enabled by default

- Spelling
- Grammar
- Usage
- Mechanics
- Style

Attach a rubric [?](#)

Similarity Report

- Generate Similarity
 Generate reports immediately (students cannot resubmit)
 ~~Generate reports immediately (students can resubmit until due date):~~ After 3 resubmissions, reports generate after 24 hours
 Generate reports on due date (students can resubmit until due date)

Allow students to view Similarity Reports [?](#)

Exclude bibliographic materials [?](#)

Exclude quoted materials [?](#)

Exclude small sources [?](#)

Compare against

- Student paper repository
- Institution student paper repository
- Current and archived web site content
- Periodicals, journals and publications

Exclude assignment template

Upload or create a template of text to be automatically excluded from the Similarity Report.

[Upload Template](#)

[Create Custom Template](#)

Note: Once a submission has been made to the assignment, templates can no longer be added or edited.

[Template Requirements](#) [^](#)

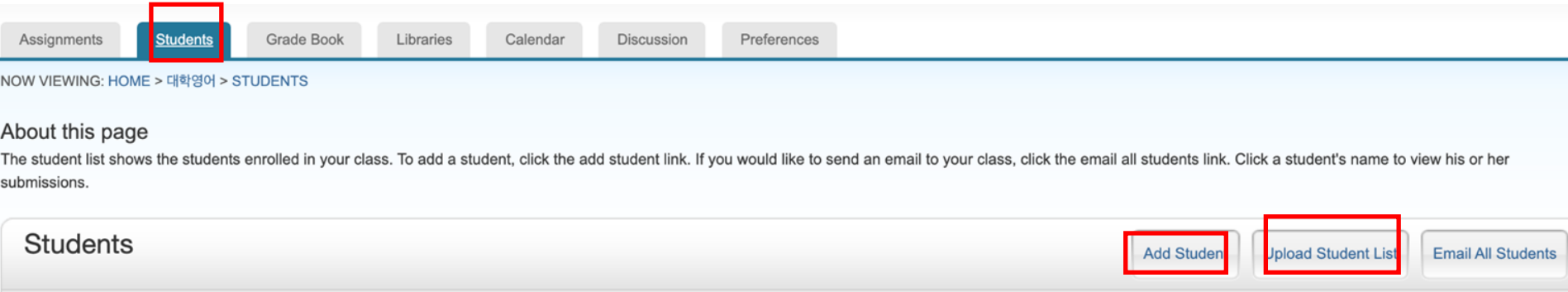
Additional settings

Save these settings for future use [?](#)

Submit

Checking student papers & giving feedback

3. Click 'Students' tab > Choose 'Add student' for a single student upload. Choose 'upload student list' to bulk upload (Excel file or CSV file - student first name, last name, email address needed)



The screenshot shows a navigation bar with tabs: Assignments, Students, Grade Book, Libraries, Calendar, Discussion, and Preferences. The 'Students' tab is selected and highlighted with a red box. Below the navigation bar, the breadcrumb path reads 'NOW VIEWING: HOME > 대학영어 > STUDENTS'. Under the heading 'About this page', there is a paragraph of text explaining the student list. At the bottom of the page, there is a 'Students' header and three buttons: 'Add Student', 'Upload Student List', and 'Email All Students'. Both the 'Add Student' and 'Upload Student List' buttons are highlighted with red boxes.

Assignments **Students** Grade Book Libraries Calendar Discussion Preferences

NOW VIEWING: HOME > 대학영어 > STUDENTS

About this page

The student list shows the students enrolled in your class. To add a student, click the add student link. If you would like to send an email to your class, click the email all students link. Click a student's name to view his or her submissions.

Students

Add Student Upload Student List Email All Students

Checking student papers & giving feedback

4. Enrolled student will submit their work before the due date as follow:

Janet's Test Account

Class ID	Class name
38558051	Turnitin Class
40409266	셀프 체크
40934281	논문 검사
42995708	대학영어

Dates

Start	14-Feb-2022	11:35AM
Due	31-Dec-2024	11:59PM
Post	31-Dec-2024	12:00AM

Open

About this page

This is your assignment dashboard. You can upload submissions for your assignment from here. When a submission has been processed you will be able to download a digital receipt, view any grades and similar reports that have been made available by your instructor.

> 2. 논문 및 과제 검사 - 유사도 검사 시 DB 미 저장 (Originality Check - No Repository) ?

Upload Submission

Submission Title: Test

Submission File: 파일 선택 12 Apostles (1).docx

Upload and Review

Submit File

Upload Review Complete

Title: Test

File Size: 958.5 KIB

Word Count: 667

Preview Submission

Cancel Submission

Submit to Turnitin

Checking student papers & giving feedback

5. Go to the assignment, click 'view' to see students' submissions

대학영어						+ Add Assignment	
CLASS HOMEPAGE QUICKMARK BREAKDOWN							
	START	DUE	POST	STATUS	ACTIONS		
중간 과제							
PAPER	04-Mar-2024 14:19PM	11-Mar-2024 14:19PM	11-Mar-2024 14:19PM	1 / 1 submitted	View	More actions ▾	

About this page

This is your assignment inbox. To view a paper, select the paper's title. To view a Similarity Report, select the paper's Similarity Report icon in the similarity column. A ghosted icon indicates that the Similarity Report has not yet been generated.

Submit	Search	New feature: Look up papers by author, title, or Paper ID		Download All	Grade Report	Submission List	Original Files	Standard PDFs	GradeMark PDFs
<input type="checkbox"/>	Author	Paper Title	Paper ID	Uploaded	Viewed	Grade	Similarity	Flags	Options
<input type="checkbox"/>	KimMikyung	과제 1	2311065096	Mar 4th 2024, 2:42 PM			36%	--	...

feedback studio KimMikyung 1/100 36%

36%

- 1 Missouri College Phy 11... 5%
- 2 National University of S... 5%
- 3 East main 5% 5%
- 4 Emeralduniversity... 5%
- 5 University of Oklahoma... 4%
- 6 University of Nevada... 4%

Books have long been a staple in human diets across the globe and continue to be a popular food choice. In an essay, select a fruit and explore the various factors that contribute to their health benefits.

Apples

Apples are a fruit that are a very popular choice in Australia, because of their availability all year round, their relatively low cost to the consumer, and their sweet taste amongst many different varieties available to eat. Apples are also a nutrient dense food and are a fantastic option for those looking to improve their health while still being able to eat sweet foods.

While apples are typically picked during the harvest months of January to June, apple are usually available

Commenting & grading options

이동하 청소년 심리의 이해 - 과제

25 /30

8/14

QuickMark

창의력 부족

B / I / U

과도한 인용, 본인만의 생각과 의견을 좀더 제시하는 글쓰기 필요
아래의 URL 참조하여 글쓰기 참조
www.xxxx.or.kr

취소 저장

Feedback Summary

Voice Comment 0:00 / 3:00

Text Comment

QuickMark

Commonly Used

Awk. C/S Citation Needed

Commonly Confused Del.

Improper Citation Insert:

Missing ** P/V Run-on Sp.

Support Vague WC

Weak Transition 간결성

창의력 부족

essay1_rubric		Criteria		
		10	15	20
Focus & Detail 주제와 내용	The topic and main ideas are not clear. Details are not relevant to the topic or missing. 주제와 중심 생각이 명확하게 드러나지 않음.	Topics and main ideas are somewhat clear. Some details are insufficient or irrelevant to the topic. 주제와 중심 생각이 어느정도 명확함. 일부 세부 사항이 충분치 않거나 주제	Clear, well-focused topic. Main ideas are clear and well supported by detailed and accurate information. 주제가 명확하게 초점이 잡혀 있음. 중심 생각이 명료하고, 구체적이고 정	
Organization 구성	There is no clear introduction, structure, or conclusion. Transitions are not appropriately used or missing. 서문, 본문, 결론 구조가 명확하지 않음.	The introduction states the main topic. A conclusion is included. Use of transitions is attempted but not consistent or effective at times. 서문이 주제를 소개하며, 결론이 포함	The introduction states the main topic and provides an overview of the paper. A conclusion is included. Transitions are appropriately used.	
Word Choice 어휘	uses a limited vocabulary. Some choices and placement of words is often inaccurate. 어휘 사용이 제한적임. 어휘 선택과 배치 가 종종 부정확함.	uses words that communicate clearly, but the writing lacks variety. 의미 전달을 위한 어휘를 적절히 사용 하였으나, 다양성은 부족함.	Uses vivid words and phrases although the choice and placement of words may be inaccurate at times and/or seems overdone. 어휘의 선택이나 배치가 종종 부정확	

따라서, 심리적으로 건강하고 행복을 누리는 것은 대학생 개인뿐만 아니라 건강한 사회를 위해서도 매우 중요하다. 우리나라 대학생들은 보통 입시위주의 교육체계

QuickMarks guide

<https://help.turnitin.com/feedback-studio/turnitin-website/instructor/instructor-category.htm#QuickMarksandcommentingtools>

Rubrics guide

<https://help.turnitin.com/feedback-studio/turnitin-website/instructor/instructor-category.htm#Rubricscorecardandgradingforms>

feedback studio

KimJanet | Ending handwritten exams

-- /100

< 1 of 1 > ?

Cambridge University may end handwritten exams

Cambridge University may abolish handwritten exam after 800 years. The university may ask students to answer on a computer rather than use a pen. Exam markers are becoming increasingly illegible due to poor handwriting. Students mainly use laptops in lectures instead of pens. Students are not writing by hand. One academic said hand writing exams actually causes health problems. The muscles in their hand are not used to writing extensively for a long time.

Britain's 'Daily Telegraph' newspaper that handwriting is a "lost art" says that, 100 years ago, students routinely [wrote] by hand several hours a day, but that is declining, except exams." She said declining handwriting has become a "downward trend" for years. She added it is difficult for examiners to read the students' handwriting is so illegible they had to return to the pen to read out their answers to examiners who could not read their handwriting.

요약문

Cambridge University may abolish handwritten exams as the handwriting skill of its students is getting poor. A Cambridge lecturer said that handwriting is an art of the past.

논평

Even though we rarely use handwriting these days, it requires only paper and a pencil, which means it still has meaning to be there. OK 근거 부족

QuickMarks

APA Citation Marks ▾

Copyright Note Needed

Earlier Research Tense

Formatting Authors in Reference List

Formatting Books in Reference List

Formatting Electronic Sources in Reference List

Formatting Other Non-Print Sources in Reference List

Formatting Other Print Sources in Reference List

Contacts

General inquiries: koreasales@turnitin.com 02-3498-5902

Technical support needed: tiisupport@turnitin.com (Please include your name, school, department and your role, your turnitin ID (email address). Please be specific in explaining the case you need our assistance with.