



Similarity Checker 'turn it in' Guide for self-checking

<Contents>

- [Turn it in?](#)
- [Create an Account](#)
- [Submitting a Paper](#)
- [Viewing Originality Reports](#)

Turn it in ?

- www.turnitin.com
- Turn it in is a **similarity checking program** to **check originality** of students' works and **prevent plagiarism**.
- It **compares** papers against Internet pages, subscription repository of periodicals, journals, publications and repository of previously submitted papers.
- Related information and guides
→ <https://grad.ajou.ac.kr/gs/turnitin.jsp>

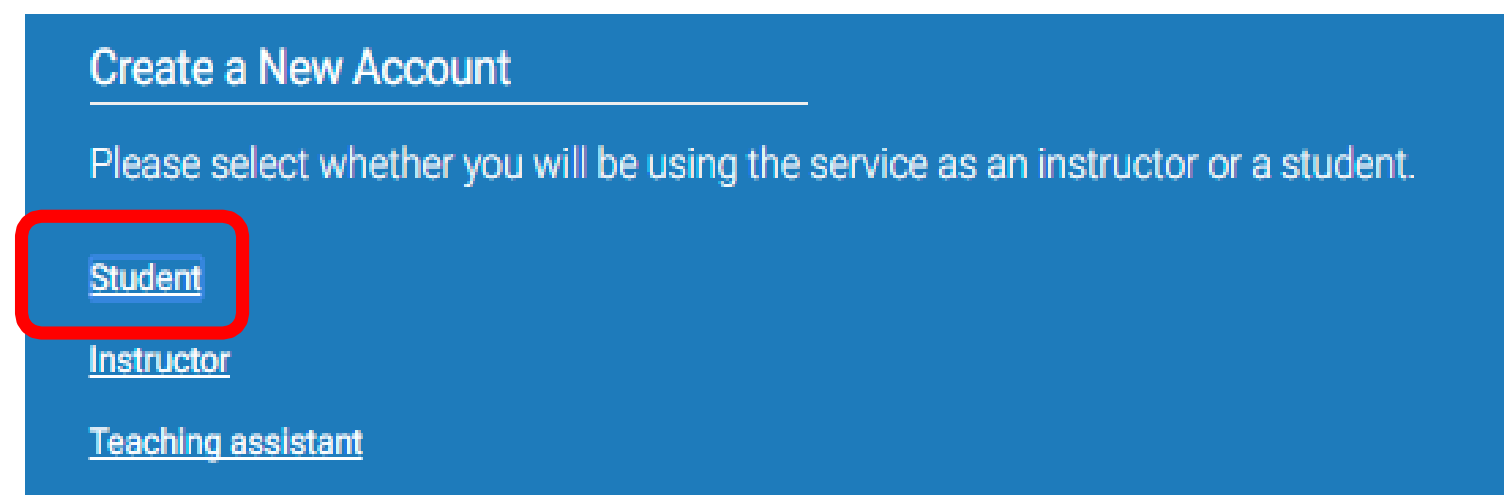


Turn it in Quick Start Training Video (English)
<https://youtu.be/AC3GB-FOMvY>

Create an Account: **Self-Checking**

- ① Turn it in (www.turnitin.com) → [Create Account](#)
- ② Create a New Account → [Student](#)
- ③ Enter a given **Class ID/Enrollment Key** and your information
✘ **Class ID/Enrollment Key** : Available after PNU Library homepage Login

✘ **e-mail Address (= turn it in account):** Enter your Pusan-Uni e-mail



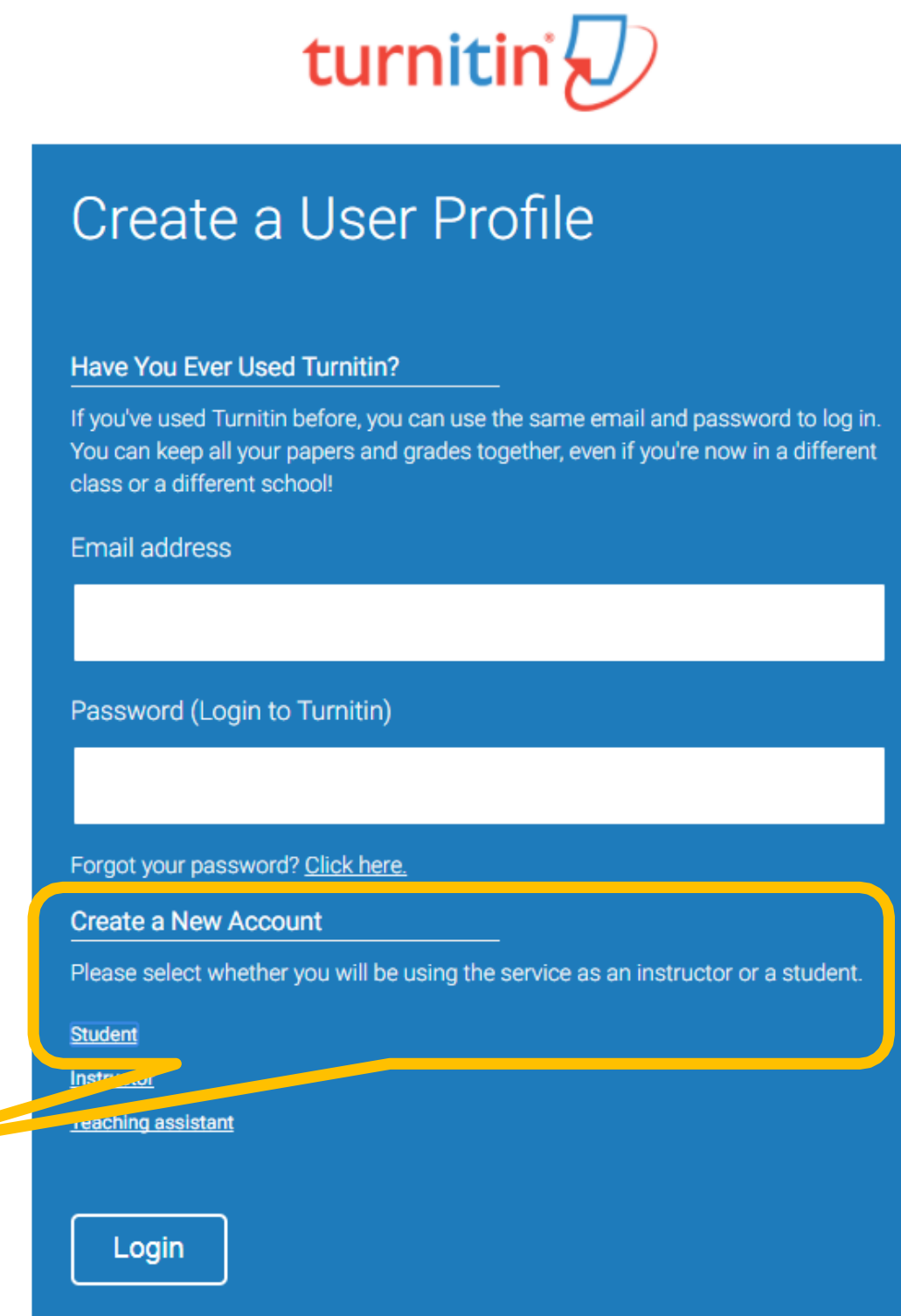
Create a New Account

Please select whether you will be using the service as an instructor or a student.

[Student](#)

[Instructor](#)

[Teaching assistant](#)



turnitin

Create a User Profile

Have You Ever Used Turnitin?

If you've used Turnitin before, you can use the same email and password to log in. You can keep all your papers and grades together, even if you're now in a different class or a different school!

Email address

Password (Login to Turnitin)

Forgot your password? [Click here.](#)

Create a New Account

Please select whether you will be using the service as an instructor or a student.

[Student](#)

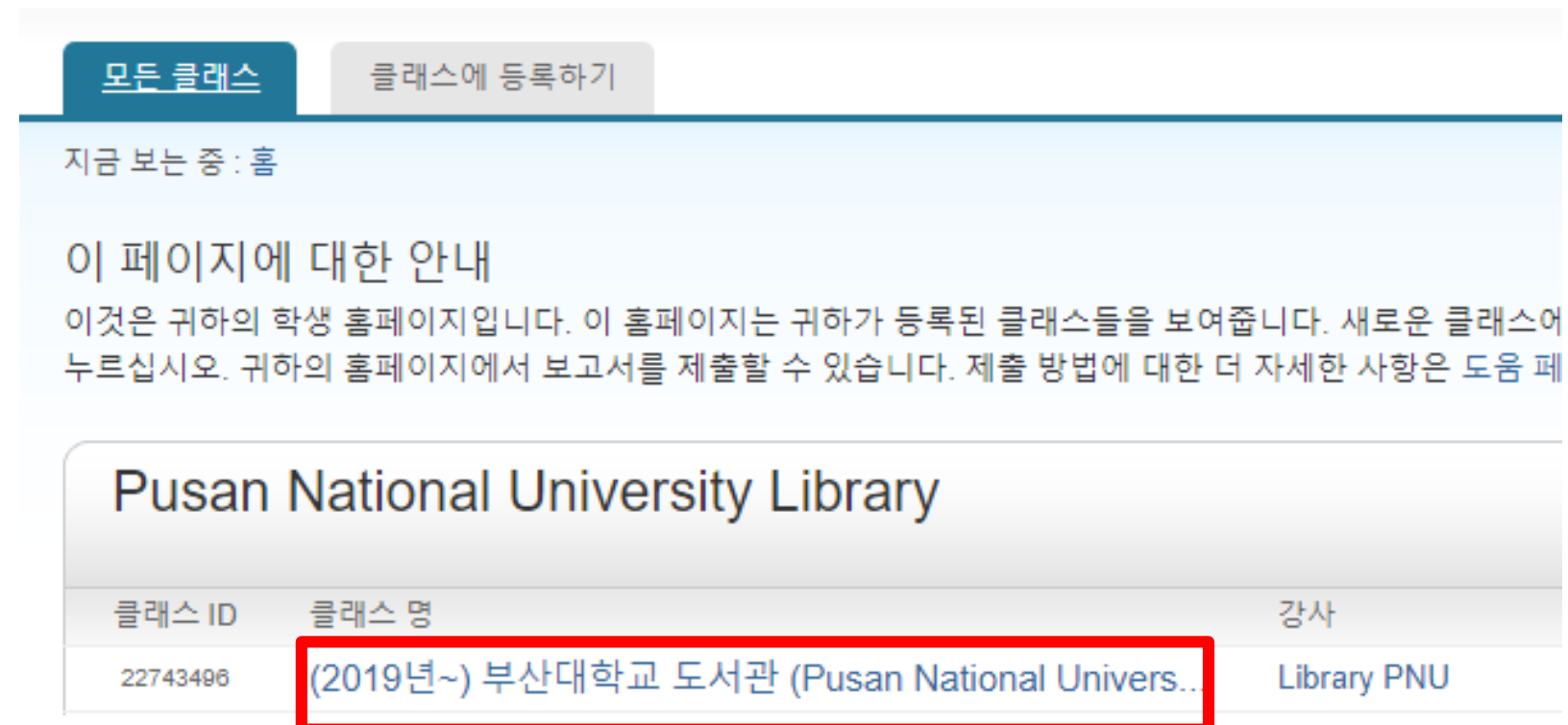
[Instructor](#)

[Teaching assistant](#)

Login

Submitting a Paper

① Select a class for self-check



모든 클래스 클래스에 등록하기

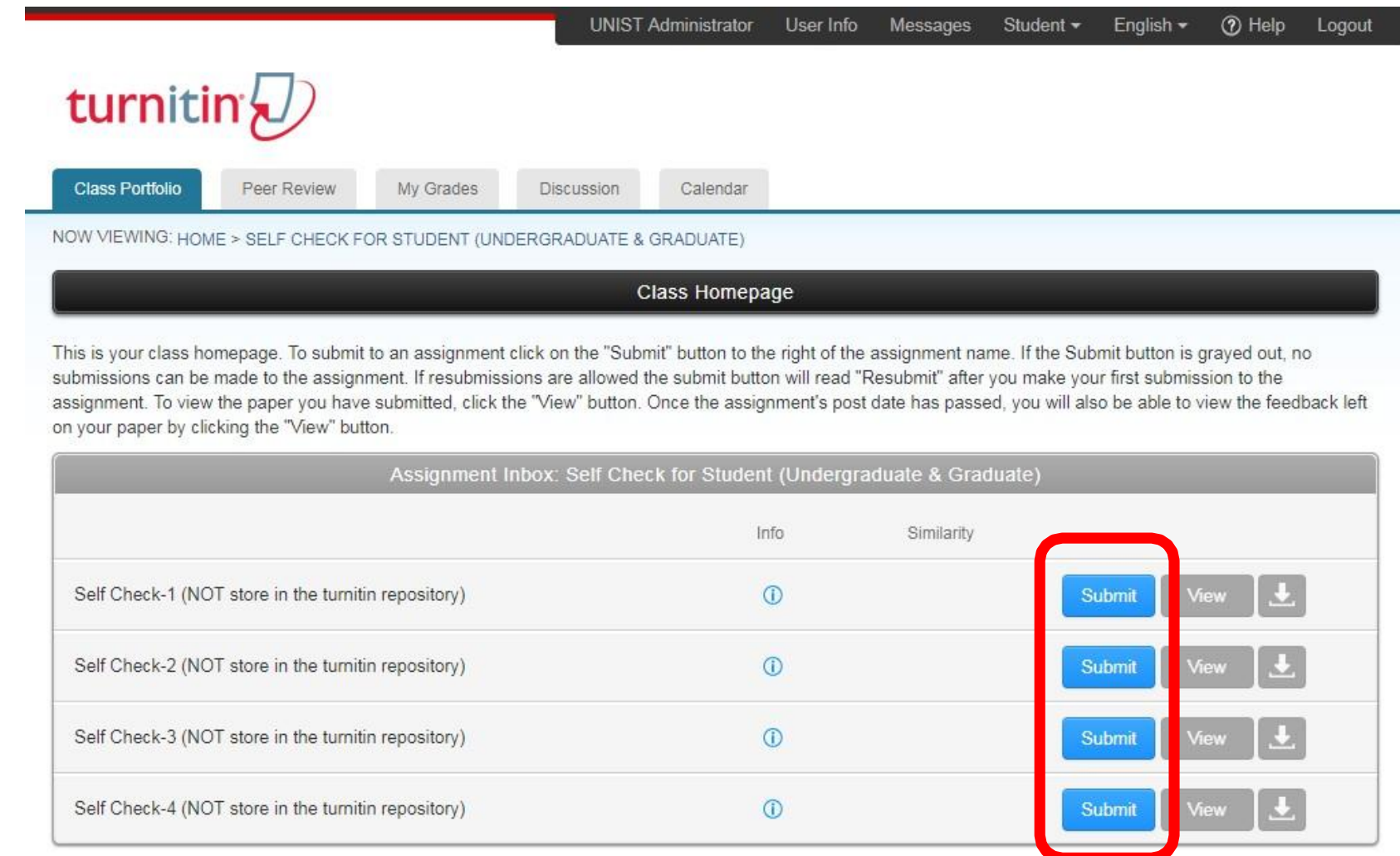
지금 보는 중 : 홈

이 페이지에 대한 안내
이것은 귀하의 학생 홈페이지입니다. 이 홈페이지는 귀하가 등록된 클래스들을 보여줍니다. 새로운 클래스에 누르십시오. 귀하의 홈페이지에서 보고서를 제출할 수 있습니다. 제출 방법에 대한 더 자세한 사항은 도움 페

Pusan National University Library

클래스 ID	클래스 명	강사
22743496	(2019년~) 부산대학교 도서관 (Pusan National Univers...)	Library PNU

② Click the Submit button to upload a file



UNIST Administrator User Info Messages Student English Help Logout

turnitin

Class Portfolio Peer Review My Grades Discussion Calendar

NOW VIEWING: HOME > SELF CHECK FOR STUDENT (UNDERGRADUATE & GRADUATE)

Class Homepage

This is your class homepage. To submit to an assignment click on the "Submit" button to the right of the assignment name. If the Submit button is grayed out, no submissions can be made to the assignment. If resubmissions are allowed the submit button will read "Resubmit" after you make your first submission to the assignment. To view the paper you have submitted, click the "View" button. Once the assignment's post date has passed, you will also be able to view the feedback left on your paper by clicking the "View" button.

Assignment Inbox: Self Check for Student (Undergraduate & Graduate)		
	Info	Similarity
Self Check-1 (NOT store in the turnitin repository)	ⓘ	Submit View ↓
Self Check-2 (NOT store in the turnitin repository)	ⓘ	Submit View ↓
Self Check-3 (NOT store in the turnitin repository)	ⓘ	Submit View ↓
Self Check-4 (NOT store in the turnitin repository)	ⓘ	Submit View ↓

※ All files for self-check will not be stored in the turn it in student paper repository. It means your paper will not be checked against other students' submissions.

Submitting a Paper

③ Upload your paper

- Requirements for file upload
: Less than 40MB, at least 20 words of text, Maximum paper length is 400 pages
- File types allowed
: **Microsoft Word**, Excel, PowerPoint, WordPerfect, PostScript, **PDF**, HTML, RTF, OpenOffice (ODT), Hangul (HWP), Google Docs, and plain text

Submit: [Single File Upload](#) ▾ STEP ● ○ ○

First name

Last name

Submission title

[What can I submit?](#)

Choose the file you want to upload to Turnitin:

We take your privacy very seriously. We do not share your details for marketing purposes with any external companies. Your information may be shared with our third party partners ONLY so that we may offer our service.

Submitting a Paper

④ Confirming your submission

Submit: Single File Upload STEP ●●○

Please confirm that this is the file you would like to submit...

Author: Ajou UniversityGraduate School

Assignment title: 논문 및 과제 검사 - 지적재산보호 목적 DB 저장 (Originality Check - Save to Repository for Copyright)

Submission title: Test

File name: Turnitin 메뉴얼(Eng).pptx

File size: 3.67M

Page count: 8

Word count: 284

Character count: 2001

Similarity Checker 'turn it in' Guide for self-checking

« Page 1 »

Confirm Cancel

We take your privacy very seriously. We do not share your details for marketing purposes with any external companies. Your information may be shared with our third party partners ONLY so that we may offer our service.

⑤ Viewing a similarity report

Ajou UniversityGraduate School User Info Messages Student English Help Logout

turnitin

Class Portfolio My Grades Discussion Calendar

NOW VIEWING: HOME > 아주대학교 대학원 (2018년 1학기)

Welcome to your new class homepage! From the class homepage you can see all your assignments for your class, view additional assignment information, submit your work, and access feedback for your papers. Hover on any item in the class homepage for more information.

Class Homepage

This is your class homepage. To submit to an assignment click on the "Submit" button to the right of the assignment name. If the Submit button is grayed out, no submissions can be made to the assignment. If resubmissions are allowed the submit button will read "Resubmit" after you make your first submission to the assignment. To view the paper you have submitted, click the "View" button. Once the assignment's post date has passed, you will also be able to view the feedback left on your paper by clicking the "View" button.

Assignment Inbox: 아주대학교 대학원 (2018년 1학기)

	Info	Dates	Similarity	
논문 및 과제 검사 - 지적재산보호 목적 DB 저장 (Originality Check - Save to Repository for Copyright)	📘	Start 09-Sep-2017 12:00PM Due 31-Dec-2018 4:46AM Post 31-Dec-2018 4:46AM	18% ■	Resubmit View

• Result: Percentage of similarity

※ A first similarity reports is usually available in 5~10 minutes, it depends on the length of submitted paper.

※ You can resubmit files to each 'Self-Check' menu. After 3 resubmissions, you will need to wait 24 hours after a resubmission to see a new Similarity Report.

※ If you can not get a result report, please contact the library.

Viewing Originality Reports

feedback studio UNIST Administrator Originality check_test

Open layers

Match Overview

27%

27

1 Youngjune Bhak, Yeonsu Jeon, Sungwon Jeon, Oksung Chung et al. 20% >

2 phys.org 7% >

Similarity results

Download results

Download

Current View

Digital Receipt

Originally Submitted File

Page: 1 of 2 Word Count: 731

- **Similarity index (%)**
: The percentage of the text in your paper that matched sources in turn it in database.
- **Result paper: Download → Current View**
⊗ The result pages are on the last section of the downloaded PDF file.

Originality check_test

ORIGINALITY REPORT

27% 7% 22% 0%

SIMILARITY INDEX INTERNET SOURCES PUBLICATIONS STUDENT PAPERS

PRIMARY SOURCES

1 Youngjune Bhak, Yeonsu Jeon, Sungwon Jeon, Oksung Chung et al. "Myotis rufoniger genome sequence and analyses: M. rufoniger's genomic feature and the decreasing effective population size of Myotis bats", PLOS ONE, 2017 20%

Publication

Example
: Similarity report